

RECEIVED

2009 MAY 13 AM 8:17

IDAHO PUBLIC
UTILITIES COMMISSION

ANNUAL REPORT

OF *RUR-T*

RURAL TELEPHONE COMPANY

NAME

892 W. MADISON AVE. GLENNS FERRY, ID 83623

ADDRESS

TO THE

IDAHO PUBLIC

UTILITIES COMMISSION

FOR THE

YEAR ENDED DECEMBER 31, 2008

**ANNUAL REPORT OF SMALL TELEPHONE COMPANIES TO
THE IDAHO PUBLIC UTILITIES COMMISSION
FOR THE YEAR ENDING 2008**

COMPANY INFORMATION

Exact name of utility: Rural Telephone Company

Address of principal office: 892 W. Madison Ave. Glenss Ferry, ID 83623

Telephone Number Area Code (208) 366-2614 E-mail address: beverly.arrington@ruraltel.org

Cities or towns served: Shoup, Boise River, Tipanuk, Three Creek, Atlanta, Prairie

Name and title of officer having custody of the general corporate books of account: _____
James R. Martell, President

Address of office where corporate books are kept and phone number: _____
same as above

Organized under the laws of the State of: Idaho

Date of organization: 07/27/1979

Form of organization (proprietorship, association, corporation): Corporation

If a Subchapter S Corporation, please specify: S Corp.

Name and address of controlling company, if any: Martell Enterprises, Inc.
892 W. Madison Ave. Glenss Ferry, ID 83623

Names of affiliated companies. Give address and description of business: _____

Pend Oreille Telephone Company same as above

Nehalem Telecommunications Inc. same as above

OFFICERS

Report below the title, name and office address of each general officer of the utility at the end of the year. If there were any changes during the year, show the name, title, and address of the previous officer and the date of change.

Title	Name	Address
<u>President</u>	<u>James R. Martell</u>	<u>same as above</u>
<u>Vice-President</u>	<u>Michael J. Martell</u>	<u>same as above</u>
<u>Sec./Treasurer</u>	<u>Carmela M. Martell</u>	<u>same as above</u>

DIRECTORS

List the name of each person who was a member of the Board of Directors at any given time during the year: (Fees related to meetings only.)

Name and Address	Term Expired or Current Term Will Expire	Meetings Attended This year	Fees Paid During Year
<u>James R. Martell</u>	<u>non-term.</u>	<u>12</u>	<u>18,000</u>
<u>Carmela M. Martell</u>	<u>non-term</u>	<u>12</u>	<u>12,000</u>
<u>Michael J. Martell</u>	<u>non-term</u>	<u>12</u>	<u>16,800</u>
<u>Angela Carpenter</u>	<u>non-term</u>	<u>12</u>	<u>12,000</u>
<u>Andrea Roberts</u>	<u>non-term</u>	<u>12</u>	<u>18,000</u>
<u>Mark R. Martell</u>	<u>non-term</u>	<u>12</u>	<u>12,000</u>
<u>Matthew Martell</u>	<u>non-term</u>	<u>12</u>	<u>12,000</u>

Name of Chairman of the Board: James R. Martell
 Name of Secretary (or Clerk) of Board: Carmela M. Martell
 Number of Meetings of the Board during the year: 12

MANAGERS

List the name of each person who performed management duties for the Company during the year, and the total wages and bonuses paid to those persons: (Do not include Director fees in these amounts.)

Name	Title	Wages and Bonuses Paid
<u>James R. Martell</u>	<u>President</u>	<u>109410.00</u>
<u>Carmela M. Martell</u>	<u>Sec./Treasurer</u>	<u>60044.00</u>
<u>Michael J. Martell</u>	<u>Vice-President</u>	<u>96718.00</u>
<u>Mark R. Martell</u>	<u>Administrative Manager</u>	<u>83404.08</u>
<u> </u>	<u> </u>	<u> </u>
<u> </u>	<u> </u>	<u> </u>
<u> </u>	<u> </u>	<u> </u>
<u> </u>	<u> </u>	<u> </u>
<u> </u>	<u> </u>	<u> </u>

Rural Telephone Company

Balance Sheet

Assets and Other Debits

Year: 2008

	Balance Beginning of Year	Balance at End of Year	Increase or (Decrease)
Current Assets			
1120 Cash and Equivalents	430,915	467,036	36,121
1130 Cash and Equivalents	-	-	-
1140 Special Cash Deposits	-	-	-
1150 Working Cash Deposits	-	-	-
1160 Temporary Investments	-	-	-
1180 Telecommunications Accounts Receivable	121,979	112,313	(9,666)
1181 Accts Rec Allow - Telecommunications	-	-	-
1190 Other Accounts Receivables	432,624	522,310	89,686
1191 Accts Rec Allow - Other	-	-	-
1200 Notes Receivable	-	-	-
1201 Notes Receivable Allowance	-	-	-
1210 Interest and Dividends Receivable	-	-	-
1220 Materials and Supplies	454,554	470,271	15,717
1280 Prepayments	10,461	585	(9,876)
1290 Prepaid Rents	-	-	-
1300 Prepaid Taxes	-	-	-
1310 Prepaid Insurance	-	-	-
1320 Prepaid Directory Expenses	-	-	-
1330 Other Prepayments	-	-	-
1350 Other Current Assets	467,440	339,834	(127,606)
	<u>1,917,973</u>	<u>1,912,349</u>	<u>(5,624)</u>
Noncurrent Assets			
1401 Investment in Affiliated Companies	4,219,894	4,332,805	112,911
1402 Investment in Nonaffiliated Companies	-	-	-
1406 Nonregulated Investments	340,798	682,950	342,152
1407 Unamortized Debt Issuance Expense	-	-	-
1408 Sinking Funds	-	-	-
1410 Other Noncurrent Assets	494,424	524,198	29,774
1438 Deferred Maintenance and Retirements	-	-	-
1439 Deferred Charges	-	-	-
1500 Other Jurisdiction Assets - Net	-	-	-
	<u>5,055,116</u>	<u>5,539,953</u>	<u>484,837</u>
Property, Plant and Equipment			
2001 Telecommunications Plant in Service	20,704,516	21,216,240	511,724
2002 Prop. Held for Future Telecom Use	4,000	4,000	-
2003 Telecom. Plant under Const. - Short Term	233,048	210,811	(22,237)
2004 Telecom. Plant under Const. - Long-Term	-	-	-
2005 Telecom Plant Adjustment	-	-	-
2006 Nonoperating Plant	-	-	-
2007 Goodwill	-	-	-
	<u>20,941,564</u>	<u>21,431,051</u>	<u>489,487</u>
Depreciation and Amortization Accounts			
3100 Accumulated Depreciated	(11,560,648)	(11,959,491)	(398,843)
3200 Accum. Depr. - Held for Future Use	-	-	-
3300 Accumulated Depreciation - Nonoperatin	-	-	-
3400 Accum. Amort. - Tangible	-	-	-
3410 Accum. Amort. - Capitalized Leases	-	-	-
3420 Accum. Amort. - Leasehold Improvement	-	-	-
3500 Accum. Amort. - Intangible	-	-	-
3600 Accum. Amort. - Other	-	-	-
	<u>(11,560,648)</u>	<u>(11,959,491)</u>	<u>(398,843)</u>
TOTAL ASSETS	<u>16,354,005</u>	<u>16,923,862</u>	<u>569,857</u>

Rural Telephone Company

Page 5

Balance Sheet

Liabilities & Stockholders' Equity

Year: 2008

	Balance Beginning of Year	Balance at End of Year	Increase or (Decrease)
Current Liabilities			
4010	747,538	381,036	(366,502)
4020	-	-	-
4030	38,014	42,557	4,543
4040	14,558	10,201	(4,357)
4050	479,200	526,900	47,700
4060	-	-	-
4070	-	-	-
4080	38,124	42,547	4,423
4100	-	-	-
4110	-	-	-
4120	158,683	137,567	(21,116)
4130	938,575	643,346	(295,229)
	<u>2,414,692</u>	<u>1,784,154</u>	<u>(630,538)</u>
Long-Term Debt			
4210	6,087,447	6,787,123	699,676
4220	-	-	-
4230	-	-	-
4240	-	-	-
4250	-	-	-
4260	-	-	-
4270	-	-	-
	<u>6,087,447</u>	<u>6,787,123</u>	<u>699,676</u>
Other Liabilities & Deferred Credits			
4310	-	-	-
4320	-	-	-
4330	-	-	-
4340	-	-	-
4350	-	-	-
4360	-	-	-
4370	-	-	-
	<u>-</u>	<u>-</u>	<u>-</u>
Stockholders' Equity			
4510	56,900	56,900	-
4520	10,197	10,197	-
4530	-	-	-
4540	-	-	-
4550	7,784,769	8,285,488	500,719
	<u>7,851,866</u>	<u>8,352,585</u>	<u>500,719</u>
TOTAL LIAB. & TOTAL CREDITS	<u>16,354,005</u>	<u>16,923,862</u>	<u>569,857</u>

Rural Telephone Company

Analysis of Telecommunications Plant in Service
Total Company Basis

Year: 2008

Page 6

		Analysis of Telecommunications Plant in Service				
		Balance	Additions	Plant	Transfers	Balance
		Beginning of	During Year	Retired	and	End of
		Year		or Sold	Adjustments	Year
2111	Land	197,052	-	-	-	197,052
2112	Motor Vehicles	269,079	-	(30,177)	-	238,902
2113	Aircraft	-	-	-	-	-
2114	Special Purpose Vehicles	-	-	-	-	-
2115	Garage Wok Equipment	-	-	-	-	-
2116	Other Work Equipment	469,849	8,556	(2,209)	-	476,196
2121	Buildings	946,804	-	-	-	946,804
2122	Furniture	137,639	2,814	-	-	140,453
2123	Office Equipment	-	-	-	-	-
2124	General Purpose Computers	433,159	5,065	-	-	438,224
2211	Analog Electronic Switching	-	-	-	-	-
2212	Digital Electronic Switching	2,885,321	677,949	(758,317)	-	2,804,953
2215	Electro - Mechanical Switching	-	-	-	-	-
2220	Operator Systems	-	-	-	-	-
2231	Radio Systems	9,632	-	-	-	9,632
2232	Circuit Equipment	4,276,618	589,577	(70,382)	-	4,795,813
2311	Station Apparatus	-	-	-	-	-
2321	Customer Premise Wiring	-	-	-	-	-
2341	Large Private Branch Exchanges	-	-	-	-	-
2351	Public Telephone Terminal Equipment	-	-	-	-	-
2362	Other Terminal Equipment	-	-	-	-	-
2411	Poles	-	-	-	-	-
2421	Aerial Cable	10,265	665	-	-	10,931
2422	Underground Cable	-	-	-	-	-
2423	Buried Cable	9,880,649	47,029	-	(14,584)	9,913,094
2424	Submarine Cable	-	-	-	-	-
2426	Intrabuilding Network Cable	-	-	-	-	-
2431	Aerial Wire	-	-	-	-	-
2441	Conduit Systems	1,104,325	41,150	-	14,584	1,160,059
2681	Capital Leases	-	-	-	-	-
2682	Leasehold Improvements	84,123	-	-	-	84,123
2690	Intangibles	-	-	-	-	-
TOTAL PLANT ACCOUNTS		20,704,515	1,372,805	(861,085)	-	21,216,236

Rural Telephone Company

Analysis of Telecommunications Plant in Service

Idaho Operations Only

Year: 2008

Page 7

Analysis of Telecommunications Plant in Service

	Balance Beginning of Year	Additions During Year	Plant Retired or Sold	Transfers and Adjustments	Balance End of Year
2111 Land	151,505	-	-	-	151,505
2112 Motor Vehicles	269,079	-	(30,177)	-	238,902
2113 Aircraft	-	-	-	-	-
2114 Special Purpose Vehicles	-	-	-	-	-
2115 Garage Wok Equipment	-	-	-	-	-
2116 Other Work Equipment	490,052	9,055	(2,709)	(20,202)	476,196
2121 Buildings	522,653	-	-	-	522,653
2122 Furniture	137,639	2,814	-	-	140,453
2123 Office Equipment	-	-	-	-	-
2124 General Purpose Computers	433,159	5,065	-	-	438,224
2211 Analog Electronic Switching	-	-	-	-	-
2212 Digital Electronic Switching	1,210,607	677,949	(754,492)	-	1,134,064
2215 Electro - Mechanical Switching	-	-	-	-	-
2220 Operator Systems	-	-	-	-	-
2231 Radio Systems	9,632	-	-	-	9,632
2232 Circuit Equipment	2,691,107	586,545	(70,382)	-	3,207,270
2311 Station Apparatus	-	-	-	-	-
2321 Customer Premise Wiring	-	-	-	-	-
2341 Large Private Branch Exchanges	-	-	-	-	-
2351 Public Telephone Terminal Equipment	-	-	-	-	-
2362 Other Terminal Equipment	-	-	-	-	-
2411 Poles	-	-	-	-	-
2421 Aerial Cable	10,265	665	-	-	10,930
2422 Underground Cable	-	-	-	-	-
2423 Buried Cable	5,641,555	34,146	-	(14,584)	5,661,117
2424 Submarine Cable	-	-	-	-	-
2426 Intrabuilding Network Cable	-	-	-	-	-
2431 Aerial Wire	-	-	-	-	-
2441 Conduit Systems	813,515	41,150	-	14,584	869,249
2681 Capital Leases	-	-	-	-	-
2682 Leasehold Improvements	84,123	-	-	-	84,123
2690 Intangibles	-	-	-	-	-
TOTAL PLANT ACCOUNTS	12,464,891	1,357,389	(857,760)	(20,202)	12,944,318

Rural Telephone Company

Analysis of Entries in Accumulated Depreciation
Total Company Basis

Year: 2008

Page 8

Analysis of Entries in Accumulated Depreciation

	Balance Beginning of Year	Depreciation Rate	Credits During Year	Retirements and Adjustments	Balance End of Year
2112 Motor Vehicles	269,079	33.33%	7,500	(37,677)	238,902
2113 Aircraft	-	0.00%	-	-	-
2114 Special Purpose Vehicles	-	0.00%	-	-	-
2115 Garage Wok Equipment	-	0.00%	-	-	-
2116 Other Work Equipment	469,736	14.30%	8,670	(2,209)	476,197
2121 Buildings	257,937	ID - 3.0% NV - 2.8%	35,055	-	292,992
2122 Furniture	136,152	12.50%	4,301	-	140,453
2123 Office Equipment	-	0.00%	-	-	-
2124 General Purpose Computers	433,159	20.00%	-	-	433,159
2211 Analog Electronic Switching	-	0.00%	-	-	-
2212 Digital Electronic Switching	2,192,725	ID - 12% NV - 5.26%	144,340	(652,035)	1,685,030
2215 Electro - Mechanical Switching	-	0.00%	-	-	-
2220 Operator Systems	-	0.00%	-	-	-
2231 Radio Systems	9,632	20.00%	-	-	9,632
2232 Circuit Equipment	2,101,976	ID - 10% NV - 5.26%	359,080	(76,936)	2,384,120
2311 Station Apparatus	-	0.00%	-	-	-
2321 Customer Premise Wiring	-	0.00%	-	-	-
2341 Large Private Branch Exchanges	-	0.00%	-	-	-
2351 Public Telephone Terminal Equipment	-	0.00%	-	-	-
2362 Other Terminal Equipment	-	0.00%	-	-	-
2411 Poles	-	0.00%	-	-	-
2421 Aerial Cable	2,288	5.00%	523	-	2,811
2422 Underground Cable	-	0.00%	-	-	-
2423 Buried Cable	5,129,585	ID - 6.5% and 5% NV - 4%	480,411	24	5,610,020
2424 Submarine Cable	-	0.00%	-	-	-
2426 Intrabuilding Network Cable	-	0.00%	-	-	-
2431 Aerial Wire	-	0.00%	-	-	-
2441 Conduit Systems	171,222	ID - 7% NV - 4%	69,737	-	240,959
2682 Leasehold Improvements	40,043	3.00%	2,522	-	42,565
TOTAL PLANT ACCOUNTS	11,213,534	1	1,112,139	(768,833)	11,556,840

Rural Telephone Company

Analysis of Entries in Accumulated Depreciation
Idaho Operations Only

Year: 2008

Analysis of Entries in Accumulated Depreciation

	Balance Beginning of Year	Depreciation Rate	Credits During Year	Retirements and Adjustments	Balance End of Year
2112 Motor Vehicles	269,079	33.33%	7,500	(37,677)	238,902
2113 Aircraft	-	0.00%	-	-	-
2114 Special Purpose Vehicles	-	0.00%	-	-	-
2115 Garage Wok Equipment	-	0.00%	-	-	-
2116 Other Work Equipment	468,102	14.30%	8,670	(575)	476,197
2121 Buildings	118,586	3.00%	23,179	-	141,765
2122 Furniture	136,152	12.50%	4,301	-	140,453
2123 Office Equipment	-	0.00%	-	-	-
2124 General Purpose Computers	433,159	20.00%	-	-	433,159
2211 Analog Electronic Switching	-	0.00%	-	-	-
2212 Digital Electronic Switching	1,153,565	12.00%	20,495	(651,386)	522,674
2215 Electro - Mechanical Switching	-	0.00%	-	-	-
2220 Operator Systems	-	0.00%	-	-	-
2231 Radio Systems	9,632	0.00%	-	-	9,632
2232 Circuit Equipment	1,622,385	20.00%	275,556	(182,499)	1,715,442
2311 Station Apparatus	-	0.00%	-	-	-
2321 Customer Premise Wiring	-	0.00%	-	-	-
2341 Large Private Branch Exchanges	-	0.00%	-	-	-
2351 Public Telephone Terminal Equipment	-	0.00%	-	-	-
2362 Other Terminal Equipment	-	0.00%	-	-	-
2411 Poles	-	0.00%	-	-	-
2421 Aerial Cable	2,288	5.00%	523	-	2,811
2422 Underground Cable	-	0.00%	-	-	-
2423 Buried Cable	2,726,989	6.5% and 5%	310,497	24	3,037,510
2424 Submarine Cable	-	0.00%	-	-	-
2426 Intrabuilding Network Cable	-	0.00%	-	-	-
2431 Aerial Wire	-	0.00%	-	-	-
2441 Conduit Systems	121,161	7.00%	58,104	-	179,265
2682 Leasehold Improvements	40,043	3.00%	2,522	-	42,565
TOTAL PLANT ACCOUNTS	7,101,141	1	711,347	(872,113)	6,940,375

INVESTMENTS

Report below the investments in Accounts 1401, 1402 and 1406. Identify each investment as to the account in which included. Minor amounts in Account 1406 may be grouped by classes.

<u>Description</u>	<u>Date Acquired</u>	<u>Book Cost of Investments Disposed of This year</u>	<u>Book Cost of Investments Held at End of Year</u>
Syringa Partnership	2001		661,451
Solix			10,000
Telispire	2006		2,500
ICS Syringa Video	2007		6,000
Fairfield Internet	2006		3,000
Pend Oreille Telephone	1997		2,603,793
Nehalem Telecommunicaitons	2004		1,729,012
NRTC	2005		44,369
Totals			5,060,125

RECEIVABLES

Itemize amounts show in Accounts 1180, 1190 and 1200. For notes receivable list each note separately and include the maturity date and interest rate. Minor amounts in Account 1210 may be combined.

<u>Name of Company</u>	<u>Amount at End of Year</u>	
	<u>Notes Receivable</u>	<u>Accounts Receivable</u>
Customer Receivables		112,313
NECA		311,593
CABS		76,918
Idaho USF		26,344
Employee Advances		38,560
CATV customers		10,903
Related Parties		301,271
Misc.		96,555
Totals		974,457

NOTES PAYABLE

For Notes Payable, list each note separately and include the maturity date and interest rate.

<u>Name of Creditor</u>	<u>Date of Note</u>	<u>Interest Rate</u>	<u>Due Date</u>	<u>Face Amount</u>
Totals				

ACCOUNTS PAYABLE

Report below all Accounts Payable amounting to more than \$100.00

<u>Name of Creditor</u>	<u>Amount</u>
Elmore County Taxes	45,547
Fiber Optic Supply	16,500
Syringa Video	1,000
Sun Micro Systems	5,066
Mid-States Consulting	18,781
Moss Adams	6,179
NRTC	37,521
NeoNova	24,696
Pannaway	7,402
Totals	8,387
Telispire	209,957
Other A/P	643,346
Related Party	
	1,024,382

LONG - TERM DEBT

Accounts 4210, 4240, 4250, 4260, 4270 and 4310

List the required data for each obligation included in these accounts, grouping them by account number and showing totals for each account. If any obligations mature serially or otherwise at various dates, give particulars in a note.

<u>Class & Series of Obligation</u>	<u>Date of Issue</u>	<u>Date of Maturity</u>	<u>Fact Amount Authorized</u>	<u>Outstanding Year-End</u>	<u>Premium/ Discount</u>		<u>Interest for year</u>	
					<u>Total</u>	<u>Year Amortized</u>	<u>Rate</u>	<u>Amount</u>
RUS	1982	2017	1,031,000	348,518			2%	7426
RUS	1984-2008	2010-2024	10,181,946	6,965,505			5%	335,031
<u>LESS CURRENT</u>				(526,900)				
				6,787,123				

CAPITAL STOCK

Report below the particulars called for concerning common and preferred stock at end of year, designating separate series of any general class. Show totals separately for common and preferred.

For each class of preferred stock, show the dividend rate and whether dividends are cumulative or noncumulative.

Show details in a footnote of capital stock sold during the year. Include number of shares, consideration received, premium or discount, and expenses incurred.

<u>Class & Series of Stock</u>	<u>Number of Shares Authorized</u>	<u>Par Value per Share</u>	<u>Outstanding per Balance Sheet</u>	
			<u>Shares</u>	<u>Amount</u>
<u>Common Stock</u>	<u>2500</u>	<u>100</u>	<u>569</u>	<u>56900</u>
_____	_____	_____	_____	_____
_____	_____	_____	_____	_____
_____	_____	_____	_____	_____
_____	_____	_____	_____	_____
_____	_____	_____	_____	_____
_____	_____	_____	_____	_____
_____	_____	_____	_____	_____
_____	_____	_____	_____	_____
_____	_____	_____	_____	_____
_____	_____	_____	_____	_____
_____	_____	_____	_____	_____
_____	_____	_____	_____	_____
_____	_____	_____	_____	_____
_____	_____	_____	_____	_____
_____	_____	_____	_____	_____
_____	_____	_____	_____	_____
_____	_____	_____	_____	_____
_____	_____	_____	_____	_____
_____	_____	_____	_____	_____

Rural Telephone Company
Income & Retained Earnings Statement
Year: 2008

Page 14

	<u>Total Company</u>	<u>Idaho Only</u>
Total Operating Income	4,883,150	2,852,064
Total Operating Expense	3,920,152	2,344,436
7100 Other Operating Income and Expense	9,657	9,657
7210 Operating Investment Tax Credits - Net	-	-
7220 Operating Federal Income Taxes	-	-
7230 Operating State and Local Income Taxes	-	-
7240 Operating Other Taxes	(154,520)	(108,200)
7250 Provision for Deferred Operating Income Taxes - Net	-	-
7200 Operating Taxes (Total)	(154,520)	(108,200)
7310 Dividend Income	42,722	17,089 *
7320 Interest Income	14,495	5,798 *
7330 Income from Sinking and Other Funds	-	-
7340 Allowance for Funds Used During Construction	10,852	4,341 *
7350 Gains/Losses from the Disposition of Certain Property	-	-
7360 Other Nonoperating Income	157,644	157,644
7370 Special Charges	(38,872)	(15,549) *
7300 Nonoperating Income and Expense	186,840	169,323
7410 Nonoperating Investment Tax Credits - Net	-	-
7420 Nonoperating Federal Income Taxes	-	-
7430 Nonoperating State and Local Income Taxes	-	-
7440 Nonoperating Other Taxes	-	-
7450 Provision for Deferred Nonoperating Income Taxes - Net	-	-
7400 Nonoperating Taxes	-	-
7510 Interest on Funded Debt	(342,457)	(136,983) *
7520 Interest Expense - Capital Leases	-	-
7530 Amortization of Debt Issuance Expense	-	-
7540 Other Interest Deductions	(27,994)	(11,198) *
7500 Interest and Related Items	(370,452)	(148,181)
7610 Extraordinary Income Credits	-	-
7620 Extraordinary Income Charges	-	-
7630 Current Income Tax Effect of Extraordinary Items - Net	-	-
7640 Provision for Deferred Income Tax Effect of Extraordinary Items - Net	-	-
7600 Extraordinary Items	-	-
7910 Income Effect of Jurisdictional Ratemaking Differences - Net	-	-
7990 Nonregulated Net Income	9,566	(127,862)
AMOUNT TRANSFERRED TO RETAINED EARNINGS	644,089	302,366

* - Allocated based on Company access lines.

Rural Telephone Company

Operating Revenues

Year: 2008

Page 15

	<u>Total Company</u>	<u>Idaho Only</u>
Local Network Services Revenue		
5001 Basic Area Revenue	425,780	223,021
5002 Optional Extended Area Revenue	-	-
5003 Cellular Mobile Revenue	-	-
5004 Other Mobile Services Revenue	-	-
5010 Public Telephone Revenue	-	-
5040 Local Private Line Revenue	-	-
5050 Customer Premises Revenue	-	-
5060 Other Local Exchange Revenue	1,180	53
5069 Other Local Exchange Settlements	-	-
	<u>426,960</u>	<u>223,074</u>
Network Access Service Revenues		
5081 End User Revenue (SLC, FUSC)	148,712	55,911
5082 Switched Access Revenue (Interstate)	3,314,666	1,987,971
5083 Special Access Revenue	85,425	21,370
5084 State Access Revenue (Intrastate)	644,397	357,115
Long Distance Network Services Revenues	-	-
5100 Long Distance Message Revenue - All	307	-
	<u>4,193,507</u>	<u>2,422,367</u>
Internet Services		
5280.1 DSL Modem Revenue Idaho	4,861	4,861
5280.2 DSL Modem Revenue Nevada	8,645	-
	<u>13,506</u>	<u>4,861</u>
Other Nonregulated Revenues		
5280.3 Fiber Lease - Idaho	57,170	57,170
5280.31 DWNM Circuit Equipment Lease	139,089	139,089
	<u>196,259</u>	<u>196,259</u>
Miscellaneous Revenues		
5230.1 Directory Revenue Idaho	705	705
5230.2 Directory Revenue Nevada	683	-
5210.1 I/S B&C Idaho	497	497
5210.2 I/S B&C Nevada	677	-
5220.1 Intrastate B&C Idaho	556	556
5220.2 Intrastate B&C Nevada	48,664	-
5260.1 Misc Revenue Idaho	3,910	3,910
5260.2 Misc Revenue Nevada	753	-
	<u>56,445</u>	<u>5,667</u>
Uncollectible Revenues		
5301 Uncollectible Revenue - Telecommunication	(3,527)	(164)
5302 Uncollectible Revenue - Other	-	-
	<u>(3,527)</u>	<u>(164)</u>
TOTAL OPERATING REVENUE	<u><u>4,883,150</u></u>	<u><u>2,852,064</u></u>

Please identify the following revenues:

NECA USF	<u>1,551,615</u>	5081.21 and 5081.22
STATE USF	<u>316,128</u>	5084.21

Rural Telephone Company

Operating Expenses
Year: 2008

	Total Company	Idaho Only
Plant Specific Operations Expense		
6110 Network Support Expenses	17,747	7,099 *
6112 Motor Vehicle Expense	-	-
6113 Aircraft Expense	-	-
6114 Special Purpose Vehicles Expense	-	-
6115 Garage Work Equipment Expenses	-	-
6116 Other Work Equipment Expense	-	-
6120 General Support Expense	64,201	25,680 *
6121 Land and Building Expense	206,047	191,500
6122 Furniture and Artworks Expense	-	-
6123 Office Equipment Expense	-	-
6124 General Purpose Computers Expense	-	-
6210 Central Office Switching Expense	178,506	150,432
6211 Analog Electronic Expense	-	-
6212 Digital Electronic Expense	-	-
6215 Electro - Mechanical Expense	-	-
6220 Operations System Expense	-	-
6230 Central Office Transmission Expense	477,664	318,310
6231 Radio Systems Expense	-	-
6232 Circuit Equipment Expense	-	-
6310 Information Origination/Termination Expense	-	-
6311 Station Apparatus Expense	-	-
6341 Large Private Branch Exchange Expense	-	-
6351 Public Telephone Terminal Equipment Expense	-	-
6362 Other Terminal Equipment Expense	-	-
6410 Cable and Wire Facilities Expenses	430,234	252,212
6411 Pole Expense	-	-
6421 Aerial Cable Expense	-	-
6422 Underground Cable Expense	-	-
6423 Buried Cable Expense	-	-
6424 Submarine Cable Expense	-	-
6425 Deep Sea Cable Expense	-	-
6426 Intrabuilding Network Cable Expense	-	-
6431 Aerial Wire Expense	-	-
6441 Conduit Systems Expense	-	-
TOTAL PLANT SPECIFIC OPERATIONS EXPENSE	1,374,399	945,233

* Allocated based on Company access lines.

Rural Telephone Company

Operating Expenses
Year: 2008

	Total Company	Idaho Only
Plant Nonspecific Operations Expense		
6510 Other property/plant/equipment expenses	-	-
6511 Property Held for Future Telecomm Use Expense	-	-
6512 Provisioning Expense	(5,026)	(2,010) *
6530 Network Operations Expense	-	-
6531 Power Expense	48,931	21,904
6532 Network Administration Expense	89,049	47,003
6533 Testing Expense	-	-
6534 Plant Operations Administration Expense	-	-
6535 Engineering Expense	53,981	29,654
6540 Access Expense	30,377	12,151 *
6560 Depreciation and Amortization Expense	1,088,200	723,703
6561 Depreciation Expense - Telecom. Plant in Service	-	-
6562 Depreciation Expense - Property Held for Future Use	-	-
6563 Amortization Expense - Tangible	-	-
6564 Amortization Expense - Intangible	-	-
6565 Amortization Expense - Other	-	-
Total Plant Nonspecific Operations Expense	1,305,512	832,405
Customer Operations Expense		
6610 Marketing	105,958	42,383 *
6611 Product Management	-	-
6612 Sales	-	-
6613 Product Advertising	-	-
6620 Services	-	-
6621 Call Completion Services	-	-
6622 Number Services	-	-
6623 Customer Services	115,233	64,449
Total Customer Operations Expense	221,191	106,833
Corporate Operations Expense		
6710 Executive and Planning	268,251	107,300 *
6711 Executive	-	-
6712 Planning	-	-
6720 General and Administrative	613,567	245,427 *
6721 Accounting and Finance	132,751	104,377
6722 External Relations	-	-
6723 Human Resources	-	-
6724 Information Management	-	-
6725 Legal	4,481	2,860
6726 Procurement	-	-
6727 Research and Development	-	-
6728 Other General and Administrative	-	-
6790 Provision for Uncollectible Notes Receivable	-	-
Total Corporate Operations Expense	1,019,050	459,965
Total plant nonspecific, customer and corporate	2,545,753	1,399,203
Total Plant Specific Expense	1,374,399	945,233
TOTAL OPERATING EXPENSE	3,920,152	2,344,436

* - Allocated based on company access lines.

CENTRAL OFFICE DATA

as of December 31, 2008 (unless otherwise indicated)

Name of Central Office: Boise River
 Prefix (es): 208-653

Central Office Switch Type: Meta Switch

Check all that apply: Check one:
 Stand Alone Digital X
 Host Analog
 Remote X Other:

Access Line Capacity
 Design: 2048 **Access Lines in Use**
 Customer Lines: 316
 (Include Centrex, PAL, Semi-Pub.)

Installed/Equipped: June 16, 2008
 Public Telephone Lines 16
 Company Official Lines 13
 Company Test Lines 5

Classification of Customer Access

	Residence			Business			Total Residence & Business
	Multi- Line	Single Line	Multi- Line	Single Line	Multi- Line	Subtotal Business	
	1-Party	1-Party	1-Party	1-Party	1-Party	Business	
Beginning of Year	0	287	0	19	0	38	325
New Connects	0	0	0	0	0	3	3
Disconnects	0	9	0	3	0	3	12
End of Year	0	278	0	16	0	38	316

Foreign Exchange:
 Dial Tone from this C.O.:
 Dial Tone from another C.O.:

Custom Calling:
 Number of customers with at least one feature:
 Total number of features subscribed to:

Directory Listings:
 Number of Customers with Nonpublished or Nonlisted:

CENTRAL OFFICE DATA
as of December 31, 2008 (unless otherwise indicated)

Name of Central Office: Atlanta
Prefix (es): 208-864

Central Office Switch Type: Meta Switch

Check all that apply:
Stand Alone Check one:
Host X Digital X
Remote X Analog
Other:

Access Line Capacity Design: 2048
Access Lines in Use Customer Lines: 35
(Include Centrex, PAL, Semi-Pub.)

Installed/Equipped: June 16, 2008
Public Telephone Lines 5
Company Official Lines 4
Company Test Lines 8

Classification of Customer Access

	Residence			Business			Total Residence & Business
	Multi-Line 1-Party	Single Line 1-Party	Multi-Party	Centrex N.A.R.	Single Line 1-Party	Multi-Party	
Beginning of Year	0	31	0	0	2	0	36
New Connects	0	0	0	0	1	0	1
Disconnects	0	2	0	0	0	0	2
End of Year	0	29	0	0	3	0	35

Foreign Exchange: _____
Dial Tone from this C.O.: _____
Dial Tone from another C.O.: _____

Directory Listings:
Number of Customers with Nonpublished or Nonlisted: _____

Custom Calling:
Number of customers with at least one feature: _____
Total number of features subscribed to: _____

CENTRAL OFFICE DATA
as of December 31, 2008 (unless otherwise indicated)

Name of Central Office: Prairie
Prefix (es): 208-868

Central Office Switch Type: Meta Switch

Check all that apply:
Stand Alone **Check one:** Electronic
Host Analog Electro-Mechanical
Remote Other:

Access Line Capacity
Design: 2048 **Access Lines in Use**
Customer Lines: 57
(Include Centrex, PAL, Semi-Pub.)

Installed/Equipped: June 16, 2008
Public Telephone Lines 3
Company Official Lines 6
Company Test Lines 5

Classification of Customer Access

	Residence			Business			Total Residence & Business
	Multi-Line 1-Party	Single Line 1-Party	Multi-Line 1-Party	Centrex N.A.R.	Single Line 1-Party	Multi-Party	
Beginning of Year	0	49	0	0	4	0	53
New Connects	0	3	0	0	0	1	4
Disconnects	0	0	0	0	0	0	0
End of Year	0	52	0	0	4	5	57

Foreign Exchange:
Dial Tone from this C.O.:
Dial Tone from another C.O.:
Directory Listings:
Number of Customers with Nonpublished or Nonlisted:

Custom Calling:
Number of customers with at least one feature:
Total number of features subscribed to:

CENTRAL OFFICE DATA
as of December 31, 2008 (unless otherwise indicated)

Name of Central Office: Tipanuk
Prefix (es): 208-796

Central Office Switch Type: Meta Switch

Check all that apply:
Stand Alone **Check one:**
Host Digital X Electronic X
Remote X Analog Electro-Mechanical
Other:

Access Line Capacity
Design: 2048
Access Lines in Use
Customer Lines: 117
(Include Centrex, PAL, Semi-Pub.)

Installed/Equipped: June 16, 2008
Public Telephone Lines 1

Company Official Lines 6

Company Test Lines 1

Classification of Customer Access

	Residence			Business			Total Residence & Business
	Multi- Line 1-Party	Single Line 1-Party	Multi- Line 1-Party	Centrex N.A.R.	Single Line 1-Party	Multi- Party	
Beginning of Year	0	118	0	0	4	0	127
New Connects	0	0	1	0	0	1	1
Disconnects	0	11	0	0	0	0	11
End of Year	0	107	6	0	4	10	117

Foreign Exchange:
Dial Tone from this C.O.:
Dial Tone from another C.O.:
Directory Listings:
Number of Customers with Nonpublished or Nonlisted:

Custom Calling:
Number of customers with at least one feature:
Total number of features subscribed to:

CENTRAL OFFICE DATA
as of December 31, 2008 (unless otherwise indicated)

Name of Central Office: Shoup
Prefix (es): 208=394

Central Office Switch Type: Redcom MDX

Check all that apply:
Stand Alone **Check one:**
Digital Electronic
Host Analog Electro-Mechanical
Remote Other:

Access Line Capacity
Design: 1200
Access Lines in Use
Customer Lines: 42
(Include Centrex, PAL, Semi-Pub.)

Installed/Equipped: _____
Public Telephone Lines 6
Company Official Lines 4
Company Test Lines 8

	Residence			Business			Total Residence & Business
	Multi- Line 1-Party	Single Line Multi- Party	Subtotal Residence	Multi- Line 1-Party	Single Line Multi- Party	Subtotal Business	
Beginning of Year	0	34	34	7	0	12	46
New Connects	0	0	0	1	0	3	3
Disconnects	0	7	7	0	0	0	7
End of Year	0	27	27	8	0	15	42

Foreign Exchange:
Dial Tone from this C.O.: _____
Dial Tone from another C.O.: _____

Directory Listings:
Number of Customers with Nonpublished or Nonlisted: _____

Custom Calling:
Number of customers with at least one feature: _____
Total number of features subscribed to: _____

CENTRAL OFFICE DATA
as of December 31, 2008 (unless otherwise indicated)

Name of Central Office: Three Creek
Prefix (es): 208-857

Central Office Switch Type: Redcom MDX

Check all that apply:
Stand Alone X Check one:
Host _____ Electronic X
Remote _____ Electro-Mechanical _____
Other: _____

Access Line Capacity
Design: 1200
Access Lines in Use
Customer Lines: 46
(Include Centrex, PAL, Semi-Pub.)

Installed/Equipped: _____
Public Telephone Lines 8
Company Official Lines 0
Company Test Lines 7

Classification of Customer Access

	Residence			Business			Total Residence & Business
	Multi-Line 1-Party	Single Line 1-Party	Multi-Party	Multi-Line 1-Party	Single Line 1-Party	Multi-Party	
Beginning of Year	0	36	0	8	4	0	48
New Connects	0	0	0	1	0	0	1
Disconnects	0	3	0	0	0	0	3
End of Year	0	33	0	9	4	0	46

Foreign Exchange:
Dial Tone from this C.O.: _____
Dial Tone from another C.O.: _____

Directory Listings:
Number of Customers with Nonpublished or Nonlisted: _____

Custom Calling:
Number of customers with at least one feature: _____
Total number of features subscribed to: _____

NUMBER OF CALLS COMPLETED BY CUSTOMERS DURING (Year) 2008

Local Exchange	Average # of Customer Lines in Use	Local Calls		Toll Calls Originated (Total of all Carriers)			Avg./ Line
		Number (1000s)	Avg./ Line	Intrastate	Interstate	Total	
1 <u>Boise River</u>	316	N/A		24812	37298	62110	196.55
2 <u>Shoup</u>	42	N/A		8876	34349	43225	1029.17
3 <u>Tipanuk</u>	117	N/A		2445	16156	19101	163.26
4 <u>Three Creek</u>	46	N/A		19654	13994	33648	731.48
5 <u>Atlanta</u>	35	N/A		18077	6509	24586	702.46
6 <u>Prairie</u>	57	N/A		3896	11263	15159	265.95
7 _____							
8 _____							
9 _____							
10 _____							
11 _____							
12 _____							
13 _____							
14 _____							
15 _____							
16 _____							
17 _____							
18 _____							

ANNUAL REPORT FOR SMALL TELEPHONE COMPANIES
YEAR ENDED DECEMBER 31, 2008

CUSTOMER RELATIONS RULES COMPLIANCE

Rule IDAPA 31.21.01.603
Rule IDAPA 31.41.01.105

Please provide copies of:

Summary of Customer Relations Rules for Telephone Corporations

Idaho Telephone Solicitation Act Notification

Method of Notification:

Mailed separately to customers Yes No

Included in directory Yes No

Date of notification June and October

Alternate method of notification Newspapers

Rule IDAPA 31.41.01.403.02

Record of Complaints:

Number received by Company 2

Category of complaints (if known):

Deposit Disputes _____

Charges on Bill _____

Denial/Termination _____

Quality or Availability
of Service _____

Carrier Selection/Assignment 2

Miscellaneous _____

Rural Telephone Company Service Rates

Rural Telephone Company is a quality telecommunications services provider who provides basic enhanced services at reasonable rates within its service territory. Basic services are offered at the following rates for Tipanuk, Prairie, Shoup and Boise River area:

Residential & Business Rates

Local Residence	\$24.10
Local Business	\$42.00
Fed. Subscriber Line (FCC Access, 1 line)	\$6.50
Fed. Subscriber Line (FCC Access, Multi line)	\$9.20
Idaho Universal Service Fund Surcharge(IUSF)	\$.12 (Res)
Idaho Universal Service Fund Surcharge(IUSF)	\$.20 (Bus)
State of Idaho Assistance Program	\$.06

The above charges will have federal and local taxes added on.

Touch Tone service is provided as a part of local service.

Toll Blocking is available at no charge for low income customers who qualify.

Emergency 911 Services — Exchanges with charges in Idaho are: 653, 868, 864, and 796. There is a \$1.00 per line charge.

Low income individuals eligible for Lifeline and Link-Up telephone assistance programs may be eligible for discounts from these basic local service charges through state specified telephone assistance plans. Please contact your local Health and Welfare.

Basic services are offered to all consumers in the Rural Telephone Company service territories at the rates, terms, and conditions specified in the Company's tariffs and/or price lists. If you have any questions regarding the Company's services, please call us at 1-888-366-7821, or visit our business office at 892 W. Madison Ave. Glens Ferry, ID 83623 for further information regarding services.

RURAL TELEPHONE COMPANY AN EQUAL OPPORTUNITY EMPLOYER

Rural Telephone Company with its main office located at 892 W. Madison Avenue, Glens Ferry, ID 83623, complies and adheres to the following statements under the U.S. Department of Agriculture guidelines:

In accordance with Federal law and the U.S. Department of Agriculture's policy, this institution is prohibited from discriminating on the basis of race, color, national origin, sex, religion, age, or disability (Not all prohibited bases apply to all programs).

To file a complaint of discrimination, write USDA, Director, Office of Civil Rights, Room 326-W, Whitten Building, 1400 Independence Avenue, SW, Washington, DC 20250-9410, or call (202) 720-5964 (voice or TDD). USDA is an equal opportunity provider and employer.

DID YOU KNOW

Telephone Assistance Programs are available to low-income individuals. To qualify for Lifeline/Link-Up Services, please contact your local Health and Welfare Office. Lifeline-Link-Up Services are programs designed to assist low income households afford local telephone service. Lifeline assists with monthly telephone bills and Link-Up assists with connection and installation charges. Please contact your local Health & Welfare Office or Call toll free 1-888-366-7821.

Homecoming candidates were introduced. Seeking the title of king are Levi Aldous, Doss Barbaric Nathan Stokes and Jantzen Woolse Queen candidates are Megan Alle Rebekah Holmes, Sierra Jones and Gabrielle Miller.

The king and queen will be chosen at the homecoming game with South Fremont Friday with the varsity game to begin at 7 p.m. The homecoming parade will be Friday at 11 a.m. on Main Street.

The week's activities will end Saturday night with the homecoming dance at 8 p.m. to midnight at the high school commons. The theme is "Back to Black."

The Salmon Boosters Club is sponsoring a tailgate party October 3 with food being served from noon to 2 p.m. in the Salmon High School parking lot. Admission is by donation and proceeds will go to support high school activity groups.

"Salmon Idol" will be staged October 8 at 7 p.m. at the high school with all musicians welcome to participate. Cash prizes will include \$100 first, \$50 second and \$25 for third.

CARD OF THANKS

Smart Start Preschool would like to give a special thank you to Officer Madsen with the Salmon Police Department. Last Thursday Officer Madsen came and visited with the children at Smart Start Preschool. She gave them tips on how to stay safe. She talked about bike safety, the importance of wearing seatbelts, what to do if they get lost, and to never take or take things from strangers.

The children learned about the tools the police officers carry to keep themselves and the public safe and heard how officers call dispatch on their radio. The highlight for the children was meeting Officer Madsen's partner - Officer Tessa the K-9 police dog. We learned that Tessa is always with Officer Madsen and helps in tracking drugs and enforcing the law.

At Smart Start Preschool we read books on child safety, colored safety pictures, and made identification cards for the children and their siblings.

Thank you Officer Madsen for making our Safety Day a huge success. You are a great asset to our kids and our community, and thank you Tessa for being a great K-9 officer.

Smart Start Preschool
and Learning Center

Recorder
Herald 10/2/06

Idaho Statesman

P.O. Box 40, Boise, Idaho 83707-0040

LEGAL ADVERTISING PROOF OF PUBLICATION

Account # 112511	DTI# 394607	Identification LEGAL NOTICE EQUAL OPPORTUNITY EMPLOYER	Amount: \$35.72
Attention: KELLEY RODGERS		P.O. #	Run Dates OCTOBER 1, 2008
RURAL TELEPHONE COMPANY 892 W. MADISON GLENN'S FERRY, ID 83623		Number of Lines 32	Affidavit 1
		Legal #	

LEGAL NOTICE
RURAL TELEPHONE COMPANY
An Equal Opportunity Employer

Rural Telephone Company with its main office located at 892 W. Madison Avenue, Glenn's Ferry, ID 83623, complies and adheres to the following statements under the U.S. Dept. of Agriculture guidelines.

In accordance with Federal law and the U.S. Dept. of Agriculture's policy, this institution is prohibited from discriminating on the basis of race, color, national origin, sex, religion, age, or disability (Not all prohibited bases apply to all programs).

To file a complaint of discrimination, write USDA, Director, Office of Civil Rights, Room 326 W. Whitten Building, 1400 Independent Ave. SW, Washington, DC 20250-9410 or call 202-720-5964 (voice or TDD). USDA is an equal opportunity provider and employer.

RURAL
 TELEPHONE COMPANY
 (208) 366-2614
 Pub: Oct. 1, 2008
 0000394607-01

JANICE HILDRETH, being duly sworn, deposes and says: That she is the Principal Clerk of *The Idaho Statesman*, a daily newspaper printed and published at Boise, Ada County, State of Idaho, and having a general circulation therein, and which said newspaper has been continuously and uninterruptedly published in said County during a period of twelve consecutive months prior to the first publication of the notice, a copy of which is attached hereto: that said notice was published in *The Idaho Statesman*, in conformity with Section 60-108, Idaho Code, as amended, for:

ONE

<input type="checkbox"/>	consecutive weekly	<input checked="" type="checkbox"/>	single
<input type="checkbox"/>	consecutive daily	<input type="checkbox"/>	odd skip

insertion(s)


beginning issue of: OCTOBER 1, 2008
 ending issue of: OCTOBER 1, 2008

Janice Hildreth

STATE OF IDAHO)
) .ss
 COUNTY OF ADA)

On this 8 day of OCTOBER in the year of 2008
 before me, a Notary Public, personally appeared before me Janice Hildreth known or identified to me to be the person whose name subscribed to the within instrument, and being by me first duly sworn, declared that the statements therein are true, and acknowledged to me that she executed the same.

Notary Public for Idaho
 Residing at: Boise, Idaho
 My Commission expires: 05/12/2014



Idaho Statesman

P.O. Box 40, Boise, Idaho 83707-0040

LEGAL ADVERTISING PROOF OF PUBLICATION

Account # 112511	DTI# 394598	Identification LEGAL NOTICE SERVICE RATES	Amount: \$81.50
Attention: KELLEY RODGERS		P.O. #	Run Dates OCTOBER 1, 2008
RURAL TELEPHONE COMPANY 892 W. MADISON GLENN'S FERRY, ID 83623		Number of Lines 2 X 34	Affidavit 1
		Legal #	

LEGAL NOTICE
Rural Telephone Company
Service Rates

RURAL TELEPHONE COMPANY is a quality telecommunications services provider who provides basic enhanced services at reasonable rates within its service territory. Basic services are offered at the following rates for Tapanuk, Prairie, Sheep, and Boise River area:

Residential & Business Rates

Local Residence	24.10
Local Business	42.00
Fed. Subscriber Line (FCC Access, 3 line)	6.50
Fed. Subscriber Line (FCC Access, Multi Line)	9.20
Idaho Universal Service Fund Surcharge (IUSF)	.12 (Res)
Idaho Universal Service Fund Surcharge (IUSF)	.20 (Bus)
State of Idaho Assistance program	.06

The above charges will have federal and local taxes added on.
Touch Tone service is provided as a part of local service.
Toll Blocking is available at no charge for low income customers who qualify.

Emergency 911 Services - Exchanges with charges in Idaho are: 653, 868, 864, and 796. There is a \$1.00 per line charge.

Low income individuals eligible for Lifeline and Link-Up telephone assistance programs may be eligible for discounts from these basic local service charges through state specified telephone assistance plans. Please contact your local health and Welfare office.

Basic services are offered to all consumers in the Rural Telephone Company service territories at the rates, terms, and conditions specified in the Company's tariffs and/or price lists. If you have any questions regarding the Company's services, please call us at 1-888-366-7821, or visit our business office at 892 W. Madison Avenue, Glenn's Ferry, ID 83623 for further information regarding services.

Pub. Oct. 1, 2008

0000394598-01

JANICE HILDRETH, being duly sworn, deposes and says: That she is the Principal Clerk of *The Idaho Statesman*, a daily newspaper printed and published at Boise, Ada County, State of Idaho, and having a general circulation therein, and which said newspaper has been continuously and uninterruptedly published in said County during a period of twelve consecutive months prior to the first publication of the notice, a copy of which is attached hereto: that said notice was published in *The Idaho Statesman*, in conformity with Section 60-108, Idaho Code, as amended, for:

ONE

<input type="checkbox"/>	consecutive weekly	<input checked="" type="checkbox"/>	single
<input type="checkbox"/>	consecutive daily	<input type="checkbox"/>	odd skip

insertion(s)

beginning issue of: OCTOBER 1, 2008
ending issue of: OCTOBER 1, 2008


Janice Hildreth

STATE OF IDAHO)
.ss

COUNTY OF ADA)
On this 8 day of OCTOBER in the year of 2008

before me, a Notary Public, personally appeared before me Janice Hildreth known or identified to me to be the person whose name subscribed to the within instrument, and being by me first duly sworn, declared that the statements therein are true, and acknowledged to me that she executed the same.

Notary Public for Idaho
Residing at: Boise, Idaho
My Commission expires:



Idaho Statesman

P.O. Box 40, Boise, Idaho 83707-0040

LEGAL ADVERTISING PROOF OF PUBLICATION

Account # 112511	DTI# 394605	Identification LEGAL NOTICE LOW-INCOME INDIVIDUALS	Amount: \$28.04
Attention: KELLEY RODGERS		P.O. #	Run Dates OCTOBER 1, 2008
RURAL TELEPHONE COMPANY 892 W. MADISON GLENN'S FERRY, ID 83623		Number of Lines 24	Affidavit 1
		Legal #	

**LEGAL NOTICE
DID YOU KNOW?**

Telephone Assistance Programs are available to low-income individuals. To qualify for Lifeline/LinkUp Services, please contact your local Health and Welfare Office.

Lifeline/LinkUp Services are programs designed to assist low income households afford local telephone service. Lifeline assists with monthly telephone bills and LinkUp assists with connection and installation charges.

Please contact your local Health & Welfare Office
or
Call Toll Free 1-888-366-7821

RURAL
TELEPHONE COMPANY
Pub. Oct. 1, 2008
0000394605-01

JANICE HILDRETH, being duly sworn, deposes and says: That she is the Principal Clerk of *The Idaho Statesman*, a daily newspaper printed and published at Boise, Ada County, State of Idaho, and having a general circulation therein, and which said newspaper has been continuously and uninterruptedly published in said County during a period of twelve consecutive months prior to the first publication of the notice, a copy of which is attached hereto: that said notice was published in *The Idaho Statesman*, in conformity with Section 60-108, Idaho Code, as amended, for:

ONE

<input type="checkbox"/>	consecutive weekly	<input checked="" type="checkbox"/>	single
<input type="checkbox"/>	consecutive daily	<input type="checkbox"/>	odd skip

insertion(s)

beginning issue of: OCTOBER 1, 2008

ending issue of: OCTOBER 1, 2008

Janice Hildreth

STATE OF IDAHO)

.ss

COUNTY OF ADA)

On this 1 day of OCTOBER n the year of 2008


before me, a Notary Public, personally appeared before me Janice Hildreth known or identified to me to be the person whose name subscribed to the within instrument, and being by me first duly sworn, declared that the statements therein are true, and acknowledged to me that she executed the same.

Heather Haradmi

Notary Public for Idaho

Residing at Boise, Idaho

My Commission Expires 2/08/2014



**Rural Telephone Company
Service Rates**

RURAL TELEPHONE COMPANY is a quality telecommunications services provider who provides basic enhanced services at reasonable rates within its service territory. Basic services are offered at the following rates for Tipanuk, Prairie, Shoup and Boise River area:

Residential & Business Rates

Local Residential	\$24.00
Local Business	\$42.00
Fed. Subscriber Line (FCC Access, 1 line)	\$ 6.50
Fed. Subscriber Line (FCC Access, Multi Line)	\$ 9.20
Idaho Universal Service Fund Surcharge (IUSF)	\$.12 (Res)
Idaho Universal Service Fund Surcharge (IUSF)	\$.20 (Bus)
State of Idaho Assistance Program	\$.06

The above charges will have federal and local taxes added on.

Touch Tone service is provided as a part of local service.

Toll Blocking is available at no charge for low income customers who qualify.

Emergency 911 Services - Exchanges with charges in Idaho are: 653, 868, 864, and 796. There is a \$1.00 per line charge.

Low income individuals eligible for Lifeline and Link-Up telephone assistance programs may be eligible for discounts from these basic local service charges through state specified telephone assistance plans. Please contact your local Health and Welfare office.

Basic services are offered to all consumers in the Rural Telephone Company service territories at the rates, terms, and conditions specified in the Company's tariffs and/or price lists. If you have any questions regarding the Company's services, please call us at 1-888-366-7821 or visit our business office at 892 W. Madison Ave. Glenns Ferry, ID 83623 for further information regarding services.

**RURAL TELEPHONE COMPANY
An Equal Opportunity Employer**

Rural Telephone Company with its main office located at 892 W. Madison Avenue, Glenns Ferry, ID 83623, complies and adheres to the following statements under the U.S. Department of Agriculture guidelines:

In accordance with Federal law and the U.S. Department of Agriculture's policy, this institution is prohibited from discriminating on the basis of race, color, national origin, sex, religion, age, or disability (Not all prohibited bases apply to all programs).

To file a complaint of discrimination, write USDA, Director, Office of Civil Rights, Room 26-W, Whites Building, 1400 Independence Avenue, SW, Washington, DC 20250-9410, or call (202) 720-5964 (voice or TDD). USDA is an equal opportunity provider and employer.



Did you know

Telephone Assistance Programs are available to low-income individuals. To qualify for Lifeline/Link-Up Services, please contact your local Health and Welfare Office.

Lifeline/Link-Up Services are programs designed to assist low income households afford local telephone service. Lifeline assists with monthly telephone bills and Link-Up assists with connection and installation charges.

Please contact your local Health & Welfare Office
or
Call Toll Free 1-888-366-7821



Publication: October 1, 2008.

AFFIDAVIT OF PUBLICATION

County of Elmore }
State of Idaho }55.

I, **Coleen W. Swenson**, do solemnly swear that I am the Publisher of the:

Mountain Home News

A weekly newspaper of general circulation, published once a week, in Mountain Home, Idaho, that the notice attached hereto which is a part of publication thereof; was published in said newspaper for 1 consecutive weeks, the first publication having been made on the 1st day of Oct, 2008, and the last publication having been made on the 1st day of Oct, 2008; every Wednesday issue of the paper during the period and time of publication and that the notice was published in the paper proper and not in a supplement thereof.

And I further swear that the said Mountain Home News has been continuously and uninterruptedly published in said Elmore County during the period of 78 consecutive weeks prior to the first publication of the attached notice.


Publisher

Subscribed and sworn to me this 1st day of Oct, 2008.

Notary Public

Residing in Mountain Home, Elmore County, Idaho.

My commission expires **11-17-2011**.



Affidavit of Publication
 STATE OF IDAHO)
 COUNTY OF TWIN FALLS) SS.

I, Ruby Aufderheide, being first duly sworn upon oath, depose and say that I am Legal Clerk of the TIMES-NEWS, published daily at, Twins Falls, Idaho, and do solemnly swear that a copy of the notice of advertisement, as per clipping attached, was published in the regular and entire issue of said newspaper, and not in any supplement thereof, for one ~~consecutive~~ publication, commencing with the issue dated 2nd day of October, 2008 and ending with the issue dated 2nd day of October, 2008

And I do further certify that said newspaper is a consolidation, effective February 16, 1942, of the Idaho Evening Times, published theretofore daily except Sunday, and the Twin Falls News, published theretofore daily except Monday, both of which newspapers prior to consolidation had been published under said names in said city and county continuously and uninterruptedly during a period of more than twelve consecutive months, and said TIMES-NEWS, since such consolidation, has been published as a daily newspaper except Saturday, until July 31, 1978, at which time said newspaper began daily publication under said name in said city and county continuously and uninterrupted.

That pursuant to Section 60-108 Idaho Code, Thursday of each week has been designated as the day by law or by order of any court of competent jurisdiction within the state of Idaho to be issued thereof as the day on which said legal will be published.

Ruby Aufderheide
 Ruby Aufderheide, Legal Clerk

**ELMORE COUNTY
 RURAL TELEPHONE COMPANY
 SERVICE RATES**

RURAL TELEPHONE COMPANY is a quality telecommunications services provider who provides basic enhanced services at reasonable rates within its service territory. Basic services are offered at the following rates for Tipanuk, Prairie, Shoup and Boise River area:

Residential & Business Rates

Local Residence	\$24.10
Local Business	\$42.00
Fed. Subscriber Line (FCC Access, 1 line)	\$ 6.50
Fed. Subscriber Line (FCC Access, Multi Line)	\$ 9.20
Idaho Universal Service Fund Surcharge (USF)	\$12 (Res)
Idaho Universal Service Fund Surcharge (USF)	\$20 (Bus)
State of Idaho Assistance Program	\$.06

The above charges will have federal and local taxes added on.

Touch Tone service is provided as a part of local service.

Toll Blocking is available at no charge for low income customers who qualify.

Emergency 911 Services - Exchanges with charges in Idaho are: 659, 868, 864, and 796. There is a \$1.00 per line charge.

Low income individuals eligible for Lifeline and Link-Up telephone assistance programs may be eligible for discounts from these basic local service charges through state specified telephone assistance plans. Please contact your local Health and Welfare office.

Basic services are offered to all consumers in the Rural Telephone Company service territories at the rates, terms and conditions specified in the Company's tariffs and/or price lists. If you have any questions regarding the Company's services, please call us at 1-888-366-7821, or visit our business office at 892 W. Madison Ave., Glenns Ferry, ID 83623 for further information regarding services.

PUBLISH: October 2, 2008


TO
 TWIN FALLS

October, 2008, before me,

personally appeared Ruby Aufderheide, *Ruby Aufderheide*
 me to be the person whose name subscribed to the within instrument, and being by me first duly sworn, he statements therein are true, and acknowledged to me that he executed the same.

Linda Capps McGuire
 Notary Public for Idaho
 Residing at Twin Falls, Idaho.

My commission expires: 5-19-09



Affidavit of Publication
STATE OF IDAHO)
COUNTY OF TWIN FALLS) SS.

I, Ruby Aufderheide, being first duly sworn upon oath, depose and say that I am Legal Clerk of the TIMES-NEWS, published daily at, Twins Falls, Idaho, and do solemnly swear that a copy of the notice of advertisement, as per clipping attached, was published in the regular and entire issue of said newspaper, and not in any supplement thereof, for one ~~consecutive~~ publication, commencing with the issue dated 2nd day of October, 2008 and ending with the issue dated 2nd day of October, 2008

And I do further certify that said newspaper is a consolidation, effective February 16, 1942, of the Idaho Evening Times, published theretofore daily except Sunday, and the Twin Falls News, published theretofore daily except Monday, both of which newspapers prior to consolidation had been published under said names in said city and county continuously and uninterruptedly during a period of more than twelve consecutive months, and said TIMES-NEWS, since such consolidation, has been published as a daily newspaper except Saturday, until July 31, 1978, at which time said newspaper began daily publication under said name in said city and county continuously and uninterrupted.

And I further certify that pursuant to Section 60-108 Idaho Code, Thursday of each week has been designated as the day on which legal notice by law or by order of any court of competent jurisdiction within the state of Idaho to be issued thereof Thursday is announced as the day on which said legal will be published.

Ruby Aufderheide
Ruby Aufderheide, Legal Clerk

STATE OF IDAHO
COUNTY OF TWIN FALLS

On this 2nd day of October, 2008, before me,

a Notary Public, personally appeared Ruby Aufderheide, *Ruby Aufderheide* known or identified to me to be the person whose name subscribed to the within instrument, and being by me first duly sworn, declared that the statements therein are true, and acknowledged to me that he executed the same.

Linda Capps McGuire
Notary Public for Idaho
Residing at Twin Falls, Idaho.

My commission expires: 5-19-09

LINDA CAPPS-McGUIRE
NOTARY PUBLIC
STATE OF IDAHO

ELMORE COUNTY
RURAL TELEPHONE COMPANY
An Equal Opportunity Employer
Rural Telephone Company with its main office located at 882 W. Madison Avenue, Glenns Ferry, ID 83623, complies and adheres to the following statements under the U.S. Department of Agriculture guidelines:
In accordance with Federal law and the U.S. Department of Agriculture's policy, this institution is prohibited from discriminating on the basis of race, color, national origin, sex, religion, age or disability (Not all prohibited bases apply to all programs).
To file a complaint of discrimination, write USDA, Director, Office of Civil Rights, Room 326-W, Whitten Building, 1400 Independence Avenue, SW, Washington, DC 20250-9410, or call (202) 720-5864 (voice or TDD). USDA is an equal opportunity provider and employer.
PUBLISH: October 2, 2008

**Rural Telephone Company
Service Rates**

RURAL TELEPHONE COMPANY is a quality telecommunications services provider who provides basic enhanced services at reasonable rates within its service territory. Basic services are provided at the following rates for Tipanuk, Prairie, Shoup and Boise River area:

Local & Business Rates

Residence	\$24.10
Business	\$42.00
Subscriber Line (FCC Access, 1 line)	\$ 6.50
Subscriber Line (FCC Access, Multi Line)	\$ 9.20
Universal Service Fund Surcharge (USF)	\$.12 (Res)
Universal Service Fund Surcharge (USF)	\$.20 (Bus)
Idaho Assistance Program	\$.06

Additional charges will have federal and local taxes added on.

Touch Tone service is provided as a part of local service.

Call Blocking is available at no charge for low income customers who qualify.

Emergency 911 Services - Exchanges with charges in Idaho are: 3, 868, 864, and 796. There is a \$1.00 per line charge.

Low income individuals eligible for Lifeline and Link-Up telephone assistance programs may be eligible for discounts from these basic local service charges through state specified telephone assistance programs. Please contact your local Health and Welfare office for more information.

Local services are offered to all consumers in the Rural Telephone Company service territory. The rates, terms, and conditions specified in the Company's tariffs and/or price lists. If you have any questions regarding the Company's services, please call us at 1-888-366-7821, or our business office at 892 W. Madison Ave. Glenns Ferry, ID 83623 for further information regarding our services.

**RURAL TELEPHONE COMPANY
An Equal Opportunity Employer**

Rural Telephone Company with its main office located at 892 W. Madison Avenue, Glenns Ferry, ID 83623, complies and adheres to the following statements under the U.S. Department of Justice culture guidelines:

In accordance with Federal law and the U.S. Department of Agriculture's policy, this institution is prohibited from discriminating on the basis of race, color, national origin, sex, religion, or disability (Not all prohibited bases apply to all programs).

If you have a complaint of discrimination, write USDA, Director, Office of Civil Rights, Room 3158, Whitten Building, 1400 Independence Avenue, SW, Washington, DC 20250-9410, or call (202) 720-5964 (voice or TDD). USDA is an equal opportunity provider and employer.



Did you know...

Telephone Assistance Programs are available to low-income individuals. To qualify for Lifeline/Link-Up Services, please contact your local Health and Welfare office.

Lifeline/Link-Up Services are programs designed to assist low income households afford telephone service. Lifeline assists with monthly telephone bills and Link-Up assists with installation and installation charges.

Please contact your local Health & Welfare Office

or
Call Toll Free 1-888-366-7821



Publication: June 4, 2008.
Publication: June 25, 2008.

AFFIDAVIT OF PUBLICATION

County of Elmore }
State of Idaho } ss.

I, **Coleen W. Swenson**, do solemnly swear that I am the Publisher of the:

Mountain Home News

A weekly newspaper of general circulation, published once a week, in Mountain Home, Idaho, that the notice attached hereto which is a part of publication thereof; was published in said newspaper for 4 consecutive weeks, the first publication having been made on the 4th day of June, 2008, and the last publication having been made on the 25th day of June, 2008; every Wednesday issue of the paper during the period and time of publication and that the notice was published in the paper proper and not in a supplement thereof.

And I further swear that the said Mountain Home News has been continuously and uninterruptedly published in said Elmore County during the period of 78 consecutive weeks prior to the first publication of the attached notice.


Publisher

Subscribed and sworn to me this 25th day of June, 2008.

Notary Public

Residing in Mountain Home, Elmore County, Idaho.

My commission expires **11-17-2011**.



Affidavit of Publication

STATE OF IDAHO)
COUNTY OF TWIN FALLS) SS.

I, Ruby Aufderheide, being first duly sworn upon oath, depose and say that I am Legal Clerk of the TIMES-NEWS, published daily at, Twins Falls, Idaho, and do solemnly swear that a copy of the notice of advertisement, as per clipping attached, was published in the regular and entire issue of said newspaper, and not in any supplement thereof, for one ~~consecutive~~ publication, commencing with the issue dated 12th day of June, 2008 and ending with the issue dated 12th day of June, 2008

And I do further certify that said newspaper is a consolidation, effective February 16, 1942, of the Idaho Evening Times, published theretofore daily except Sunday, and the Twin Falls News, published theretofore daily except Monday, both of which newspapers prior to consolidation had been published under said names in said city and county continuously and uninterruptedly during a period of more than twelve consecutive months, and said TIMES-NEWS, since such consolidation, has been published as a daily newspaper except Saturday, until July 31, 1978, at which time said newspaper began daily publication under said name in said city and county continuously and uninterrupted.

And I further certify that pursuant to Section 60-108 Idaho Code, Thursday of each week has been designated as the day on which legal notice by law or by order of any court of competent jurisdiction within the state of Idaho to be issued thereof Thursday is announced as the day on which said legal will be published.

Ruby Aufderheide
Ruby Aufderheide, Legal Clerk

STATE OF IDAHO
COUNTY OF TWIN FALLS

On this 12th day of June, 2008, before me,

a Notary Public, personally appeared Ruby Aufderheide, known or identified to me to be the person whose name subscribed to the within instrument, and being by me first duly sworn, declared that the statements therein are true, and acknowledged to me that he executed the same.

Linda Capps McGuire
Notary Public for Idaho
Residing at Twin Falls, Idaho.
My commission expires: 5-19-09

RURAL TELEPHONE COMPANY
An Equal Opportunity Employer

Rural Telephone Company with its main office located at 692 W. Madison Avenue, Glenns Ferry, ID 83623, complies and adheres to the following statements under the U.S. Department of Agriculture guidelines:

In accordance with Federal law and the U.S. Department of Agriculture's policy, this institution is prohibited from discriminating on the basis of race, color, national origin, sex, religion, age or disability. (Not all prohibited bases apply to all programs).

To file a complaint of discrimination, write USDA, Director, Office of Civil Rights, Room 326-W, Whitten Building, 1400 Independence Avenue, SW, Washington, DC 20250-9410, or call (202) 720-5964 (voice or TDD). USDA is an equal opportunity provider and employer.

PUBLISH: June 12, 2008

LINDA CAPPS-McGUIRE
NOTARY PUBLIC
STATE OF IDAHO

Affidavit of Publication
 STATE OF IDAHO)
 COUNTY OF TWIN FALLS) SS.

I, Ruby Aufderheide, being first duly sworn upon oath, depose and say that I am Legal Clerk of the TIMES-NEWS, published daily at, Twins Falls, Idaho, and do solemnly swear that a copy of the notice of advertisement, as per clipping attached, was published in the regular and entire issue of said newspaper, and not in any supplement thereof, for one consecutive publication, commencing with the issue dated 12th day of June, 2008 and ending with the issue dated 12th day of June, 2008

And I do further certify that said newspaper is a consolidation, effective February 16, 1942, of the Idaho Evening Times, published theretofore daily except Sunday, and the Twin Falls News, published theretofore daily except Monday, both of which newspapers prior to consolidation had been published under said names in said city and county continuously and uninterrupted during a period of more than twelve consecutive months, and said TIMES-NEWS, since such consolidation, has been published as a daily newspaper except Saturday, until July 31, 1978, at which time said newspaper began daily publication under said name in said city and county continuously and uninterrupted.

That pursuant to Section 60-108 Idaho Code, Thursday of each week has been designated as the day law or by order of any court of competent jurisdiction within the state of Idaho to be issued thereof as the day on which said legal will be published.

Ruby Aufderheide
 Ruby Aufderheide, Legal Clerk


TWIN FALLS

June 12, 2008, before me,

and Ruby Aufderheide personally appeared Ruby Aufderheide to be the person whose name subscribed to the within instrument, and being by me first duly sworn, depose and say that the statements therein are true, and acknowledged to me that he executed the same.

Linda Capps McGuire
 Notary Public for Idaho
 Residing at Twin Falls, Idaho.

My commission expires: 5-19-09



RURAL TELEPHONE COMPANY SERVICE RATES

RURAL TELEPHONE COMPANY is a quality telecommunications services provider who provides basic enhanced services at reasonable rates within its service territory. Basic services are offered at the following rates for Tipton, Prairie, Shoup and Boise River area:

Residential & Business Rates

Local Residence	\$24.10
Local Business	\$42.00
Fed. Subscriber Line (FCC Access, 1 line)	\$ 6.50
Fed. Subscriber Line (FCC Access, Multi Line)	\$ 9.20
Idaho Universal Service Fund Surcharge (USF)	\$ 12 (Res)
Idaho Universal Service Fund Surcharge (USF)	\$ 20 (Bus)
State of Idaho Assistance Program	\$.06

The above charges will have federal and local taxes added on.

Touch Tone service is provided as a part of local service.

Toll Blocking is available at no charge for low income customers who qualify.

Emergency 911 Services - Exchanges with charges in Idaho are: 653, 868, 864, and 796. There is a \$1.00 per line charge.

Low income individuals eligible for Lifeline and Link-Up telephone assistance programs may be eligible for discounts from these basic local service charges through state specified telephone assistance plans. Please contact your local Health and Welfare office.

Basic services are offered to all consumers in the Rural Telephone Company service territories at the rates, terms and conditions specified in the Company's tariffs and/or price lists. If you have any questions regarding the Company's services, please call us at 1-888-366-7921, or visit our business office at 892 W. Madison Ave., Glenns Ferry, ID 83623 for further information regarding services.

PUBLISH: June 12, 2008

Idaho Statesman

P.O. Box 40, Boise, Idaho 83707-0040

LEGAL ADVERTISING PROOF OF PUBLICATION

Account # 112511	DTI# 354451	Identification LEGAL NOTICE SERVICE RATES	Amount: \$75.29
Attention: KELLEY RODGERS		P.O. #	Run Dates JUNE 2, 2008
RURAL TELEPHONE COMPANY 892 W. MADISON GLENNIS FERRY, ID 83623		Number of Lines 2 X 33	Affidavit 1
		Legal #	

LEGAL NOTICE
Rural Telephone Company
Service Rates

RURAL TELEPHONE COMPANY is a quality telecommunications services provider who provides basic enhanced services at reasonable rates within its service territory. Basic services are offered at the following rates for **Titanium, Prairie, Shoup and Boise River area**.

Residential & Business Rates	
Local Residence	\$24.00
Local Business	\$42.00
Fed. Subscriber Line (FCC Access, 1 line)	\$3.50
Fed. Subscriber Line (FCC Access, Multi Line)	\$3.20
Idaho Universal Service Fund Surcharge (IUSF)	12 (Res)
Idaho Universal Service Fund Surcharge (IUSF)	20 (Bus)
State of Idaho Assistance program	.05

The above charges will have federal and local taxes added on.
Touch Tone service is provided as a part of local service.
Toll blocking is available at no charge for low-income customers who qualify.
Emergency 911 Services - Exchanges with charges in Idaho are 653, 868, 364 and 796. There is a \$1.00 per line charge.
Low income individuals eligible for Lifeline and LinkUp telephone assistance programs may be eligible for discounts from those basic local service charges through state sponsored telephone assistance plans. Please contact your local Health and Welfare office.
Basic services are offered to all consumers in the Rural Telephone Company service territories at the rates, terms, and conditions specified in the Company's tariffs and/or price lists. If you have any questions regarding the Company's services, please call us at 1-888-366-7821, or visit our business office at 892 W. Madison Avenue, Glennis Ferry, ID 83623 for further information regarding services.

Pub. June 2, 2008 0000354451-01

JANICE HILDRETH, being duly sworn, deposes and says: That she is the Principal Clerk of *The Idaho Statesman*, a daily newspaper printed and published at Boise, Ada County, State of Idaho, and having a general circulation therein, and which said newspaper has been continuously and uninterruptedly published in said County during a period of twelve consecutive months prior to the first publication of the notice, a copy of which is attached hereto: that said notice was published in *The Idaho Statesman*, in conformity with Section 60-108, Idaho Code, as amended, for:

ONE

consecutive weekly single
 consecutive daily odd skip
insertion(s)

beginning issue of: JUNE 2, 2008
ending issue of: JUNE 2, 2008

Janice Hildreth


STATE OF IDAHO)

.ss

COUNTY OF ADA)

On this 2 day of JUNE n the year of 2008
before me, a Notary Public, personally appeared before me
Janice Hildreth known or identified to me to be the person
whose name subscribed to the within instrument, and being
by me first duly sworn, declared that the contents therein
are true, and acknowledged to me that she executed the same.

Notary Public for Idaho
Residing at: Boise, Idaho
My Commission expires:



10/08

Rate, Rules & Regulations

The Company's rates, rules and regulations applicable to its services are regulated by the Public Utilities Commission of your state and are available for inspection at our business office. Copies of these regulations may be obtained by contacting our business office toll free at 1-888-366-7821 or by contacting the Public Utilities Commission in your state.

IDAHO
Public Utilities Commission
1-800-432-0369

NEVADA
Public Utilities Commission
1-800-992-0900

website: www.fcc.gov

Customer Complaints and Disputes

What to do when you have a complaint?

If you experience a problem with your telephone service or billing, please contact our office toll free at 1-888-366-7821. Our personnel are trained to handle service and billing situations. However, if you are unsatisfied with the explanation provided, don't hesitate to ask for a supervisor.

A customer may make a formal or informal complaint to the Public Utilities Commission for further review of the dispute or complaint. Telephone Company shall not terminate service while a complaint is pending.

IDAHO
Public Utilities Commission
1-800-432-0369

NEVADA
Public Utilities Commission
1-800-992-0900

P.O. Box 83720
Boise, IA 83720-0074
www.puc.idaho.gov

1150 E. William Street
Carson City, NV 89701
<http://puc.state.nv.us/>

Application of Business Rates

The use of telephone service for business purposes will automatically subject that service to business rates, regardless of the type of premises on which the telephone service is installed.

Automatic Answering Machine

Long-distance charges apply to station calls made to telephones with automatic answering machines. Charging begins when the called telephone is answered by the automatic answering machine.

Local Calling Region

The prefix(es) listed beside your community (communities) listed below, represent your local calling areas. This information was current as of December 2005.

Local Calling for Boise River, Prairie and Tipanuk

Mountain Home (580, 587, 828, 832)

Caldwell (453, 454, 455, 459)

Boise (*)

Boise River (653)

Bruneau (845)

Emmett (365, 398, 477)

Fruitland (452, 546)

Glenns Ferry (366)

Grandview (834)

Grasmere/Riddle (759)

Idaho City (392)

Kuna (922)

Melba (495)

Meridian (288, 706, 822, 846, 855, 844, 887, 888, 893, 895, 898)

Middleton (585)

Nampa (442, 461, 463, 465, 466, 467, 468)

New Plymouth (278)

Nu Acres (566, 570, 674, 707)

Payette (642)

Prairie (868)

Star (286)

Weiser (549)

Boise* (321, 322, 323, 327, 331, 332, 333, 334, 336, 338, 342, 343, 344, 345, 348, 362, 363, 364, 367, 368, 373, 375, 376, 377, 378, 381, 383, 384, 385, 386, 387, 388, 389, 393, 395, 396, 422, 424, 426, 433, 562, 658, 672, 685, 853, 854, 938, 939)

Local Calling For Shoup, ID

(394, 756, 865)

Local Calling In Nevada

Calls may be made without a toll charge between the following exchanges, providing the use of direct dial.



One Metro

Customers may make...
tional five dollars (\$...
Those prefixes include...
200, 201, 202, 21...
313, 321, 322, 32...
343, 345, 348, 35...
448, 453, 473, 49...
688, 689, 722, 74...
789, 793, 813, 81...
851, 852, 853, 85...

Application of Business Rates

The use of telephone...
regardless of the type...

Automatic Answering Machine

Long-distance charges...
Charging begins when...

Local Calling Region

The prefix(es) listed...
This information was...

LOCAL CALLING

- Mountain Home
- Caldwell
- Boise
- Boise River
- Bruneau
- Emmett
- Fruitland
- Glenns Ferry
- Grandview
- Grasmere/Riddle
- Idaho City
- Kuna
- Melba
- Meridian
- Middleton
- Nampa
- New Plymouth
- Nu Acres
- Payette
- Prairie
- Star
- Weiser

Local Calling In Nevada

Calls may be made...

Troubles

Report troubles with your phone line as soon as you detect a problem. We will help ensure your service is restored without any unnecessary delay. Thank you

What if my phone isn't working?

For residential or business repair service or outages, please call toll free 1-888-366-1111 or e-mail www.rtc.com, including weekends and holidays. For system-wide issues please follow the instructions as prompted by the voice mail message.

Before calling, please read the following information. This will help you and the Rural Telephone Company representative identify the problem.

Reshooting OUTSIDE Wiring

No dial tone on all phones
Can't call in or out on all phones
Get cut off when talking on all phones
Noise or static on all phones

Reshooting INSIDE Wiring

A phone works in one jack but not in another
Loose or broken phone jack
Dial tone at the protector box, but not inside

Reshooting Telephone

Stuck push buttons
Worn cords
Broken clips or plugs
Stuck receiver buttons

If you have a service problem, we will do our best to quickly locate and clear up the problem. Depending on the source of the problem, the following guidelines apply:

Problems with your telephone service may be caused by our lines or switching equipment or there may be something wrong with one or more of your telephones. The source of the problem makes an important difference. If the trouble is in our line or switching equipment, we will take quick action to correct the problem and there is no charge. If you determine that the source of the problem is the telephone you own, then you should follow the instructions on the warranty. There is a maintenance service when a repairperson is sent to your home or office at your request and the trouble is inside wiring, jacks or your own telephone equipment. The charge covers the repair service and travel cost. We are not responsible for inside wiring. We will not charge for a side wiring problem at your request; however, you will be charged for this service.

10/08

DID YOU KNOW...

Telephone Assistance Programs are available to low-income individuals.


To qualify for Lifeline/Linkup Services, contact your *local Health & Welfare Office*.

Lifeline/Linkup Services

are programs designed to assist **low-income households** afford local telephone service. **Lifeline** assists with monthly telephone bills. **Linkup** assists with connection and installation charges.

Please contact your local Health & Welfare Office to see if you qualify for Lifeline/Linkup Services or call Rural Telephone Company

**Toll Free
1-888-366-7821**



CERTIFICATE

State of Idaho)
) ss
County of Elmore)

WE, the undersigned Michael J. Martell


and Mark R. Martell

of the Rural Telephone Company utility,

on our oath do severally say that the foregoing return has been prepared under our direction, from the original books, papers, and records of said utility; that we have carefully examined same, and declare the same to be a correct statement of the business affairs of said utility for the period covered by the return in respect to each and every matter and thing therein set forth, to the best of our knowledge, information and belief.




(Chief Officer)




(Officer in Charge of Accounts)

Subscribed and Sworn to Before Me this 12 day of May, (Year) 2009.



Notary Public



My Commission expires March 28, (Year) 2012.

Rev 3/02

RECEIVED
2009 MAY 13 AM 8:17
IDAHO PUBLIC
UTILITIES COMMISSION

ANNUAL REPORT
OF
IDAHO SEPARATED RESULTS OF OPERATIONS
(Telecommunications Utilities Form I)

OF

Rural Telephone Company

Name of Respondent

TO THE
IDAHO PUBLIC UTILITIES COMMISSION
PO BOX 38720
BOISE, ID 83720-0074

307 FORM INPUT MASTER																											
COMPANY NAME: Rural Telephone Company										For The Year Ended: December 31, 2007								Separated Results of Idaho Operations									
FCC Account and Description		Note No.		Line No.		Total Idaho Operations Subject To Separations		MTS & WATS Switched Access		TOLL PLS Special Access		MTS & WATS Switched Access		TOLL PLS Special Access		Local (other)		EAS		Total							
SUMMARY																											
operating Revenues																											
3XX	Local-Billed	(1)		1.		224,129																					
	-EAS Billed	(1)		2.		0																					
	-EAS Settlement	(1)		3.		0																					
38X	Access-SLC (End User)	(2)		4.		54,167																					
	-Switched (TS+NTS)	(2)		5.		2,192,857		1,849,085																			
	-Special	(2)		6.		31,733				25,026											6,707						
1XX	Toll -Message	(3a)		7.		0																					
	-Private Line	(3b)		8.		0																					
	-Settlement	(3c)		9.		0																					
2XX	Misc.-Billing & Collection	(4)		10.		596		294																			
	-Directory Advertising			11.		1,394																					
	-Operating Rents			12.		0																					
	-Other Misc.			13.		202,380																					
30X	Less: Uncollectible Rev. (-)			14.		-114																					
otal Revenues				15.		2,707,142		1,903,546		25,026		344,074		6,707		427,789		0		6,707		778,570		0		1,168,166	
operating Expenses																											
1XX-64XX	Plant Specific Oper.	(5a)		16.		866,196		339,085		60,284		178,450		1,475		243,444		43,458									
5XX	Plant Nonspecific Operations	(5a)		17.		114,866		39,405		5,311		25,733		219		38,746		5,452									
56X	Depreciation & Amortization	(5a)		18.		566,886		168,175		37,377		139,686		1,174		188,822		31,652									
3XX	Customer Operations	(5a)		19.		93,602		30,229		0		37,567		0		25,806		0									
7XX	Corporate Operations	(5a)		20.		405,054		174,080		24,492		85,209		565		103,670		17,038									
--	Other Operating	(5a)		21.		0		0		0		0		0		0		0									
Total Expenses				22.		2,046,604		750,974		127,464		466,645		3,433		600,488		97,600		3,433		1,168,166		0		1,168,166	
operating Taxes:																											
240	General Taxes	(6)		23.		0		0		0		0		0		0		0									
230	State/Local Inc. Tax (Current)			24.		0		0		0		0		0		0		0									
220	Federal Income Tax (Current)			25.		95,734		42,321		5,488		17,477		107		26,988		3,353									
250	Net Deferred Income Taxes			26.		-39,348		(17,395)		(2,256)		(7,183)		(44)		(11,092)		(1,376)									
210	Net Investment Tax Credits			27.		0		0		0		0		0		0		0									
Total Taxes				28.		56,386		24,926		3,232		10,294		63		15,896		1,975		63		28,227		0		28,227	
Net Operating Income				29.		604,152		1,127,646		-105,670		-132,865		3,211		-188,595		-99,575		3,211		-417,823		-188,595		-417,823	

Summary (continued)														
verage Rate Base														
201 Telecom. Plant in Service	(5b)	1.												
205 Plant Acquisition Adjustment		2.	10,297,679	3,532,708	476,119	4,008,827	2,306,936	19,643	488,709	3,473,564				6,288,852
100 Less: Accumulated Depr. (-)	(5c)	3.	0	-2,204,053	-290,109	-2,494,162	-1,127,170	-12,396	-259,303	-1,725,360				-3,124,229
4xx-36xx Accumulated Amort. (-)	(5)	4.	-5,618,391	-4,804	-648	-5,452	-3,138	-27	-665	-4,724				-8,554
100-4340 Accum. Deferred Tax (-)		5.	-14,006	(130,543)	(17,594)	(148,137)	(85,247)	(726)	(18,059)	(128,357)				-232,389
220 Materials and Supplies		6.	-380,526	57,768	1,762	59,530	55,477	491	9,417	93,959				159,344
340 Customer Deposits		7.	218,874	(1,700)	(229)	(1,929)	(1,110)	(9)	(235)	(1,672)				-3,026
310 Other Long Term Liabilities		8.	(4,955)	0	0	0	0	0	0	0				0
-- Equal Access Equipment	(7)	9.	0	0	0	0	0	0	0	0				0

10	Other Rate Base	243,643	102,893	7,483	110,376	33,626	244	6,553	92,844	133,267
11	Total Average Rate Base	4,742,318	1,352,269	176,784	1,529,053	1,179,374	7,220	226,417	1,800,254	3,213,265
LANT IN SERVICE DETAIL										
1.	1XX General Support Facilities	1,161,790	398,562	53,716	452,278	260,270	2,216	55,136	391,890	709,512
2XX Central Office Equipment:										
2.	CAT 1-Operator Systems	0	0	0	0	0	0	0	0	0
3.	CAT 2-Tandem Switching (Alloc.)	0	0	0	0	0	0	0	0	0
4.	CAT 2-Tandem Switching (Assign.)	0	0	0	0	0	0	0	0	0
5.	CAT 3-Local Switching	1,074,658	913,459	0	913,459	0	0	0	161,199	161,199
6.	CAT 4.12 -Exch. Trunk (Joint Use)	180,566	0	0	0	180,566	0	180,566	0	180,566
7.	CAT 4.12 -Exch. Trunk (Ded. Use)	369,098	0	0	0	0	2,092	0	0	2,092
8.	CAT 4.13 -Subscr. Line (Joint Use)	800,272	200,068	0	200,068	200,068	0	0	400,136	600,204
9.	CAT 4.13 -Subscr. Line (Ded. Use)	0	0	0	0	0	0	0	0	0
10.	CAT 4.23 -IX Trunk (Joint Use)	824,702	466,946	0	466,946	357,756	0	0	0	357,756
11.	CAT 4.23 -IX Trunk Ckt. (Ded. Use)	9,090	0	6,926	6,926	0	2,164	0	0	2,164
12.	CAT 4.3 -Hos/Remote Trunk Ckt.	0	0	0	0	0	0	0	0	0
13.	Other COE	0	0	0	0	0	0	0	0	0
14.	Total COE	3,258,386	1,580,473	373,932	1,954,405	557,824	4,256	180,566	561,335	1,303,981
3XX Information Orig./Term. Equipment:										
15.	CAT 1-Regulated CPE	0	0	0	0	0	0	0	0	0
16.	Other IOT	0	0	0	0	0	0	0	0	0
17.	Total IOT	0	0	0	0	0	0	0	0	0
4XX Cable & Wire Facilities:										
18.	CAT 1.3-Subscriber Line (Common)	5,020,186	1,255,046	0	1,255,046	1,255,047	0	0	2,510,093	3,765,140
19.	CAT 1.1,2-Subscriber Line (Ded.)	0	0	0	0	0	0	0	0	0
20.	CAT 2-Exch. Trunk (Joint Use)	251,565	0	0	0	0	0	251,565	0	251,565
21.	CAT 2-Exch. Trunk (Ded. Use)	53,048	0	39,935	39,935	0	13,113	0	0	13,113
22.	CAT 3-IX Trunk (Joint Use)	515,196	288,206	0	288,206	226,990	0	0	0	226,990
23.	CAT 3-IX Trunk (Ded. Use)	7,132	0	7,132	7,132	0	0	0	0	0
24.	CAT 4-Hos/Remote Trunk	0	0	0	0	0	0	0	0	0
25.	Other C&WF	0	0	0	0	0	0	0	0	0
26.	Total C&WF	5,947,127	1,543,252	47,067	1,590,319	1,482,037	13,113	251,565	2,510,093	4,256,808
5XX Other Assets:										
27.	Capital Leases	30,376	10,421	1,404	11,825	6,805	58	1,442	10,246	18,551
28.	Leasehold Improvements	0	0	0	0	0	0	0	0	0
29.	Intangibles	0	0	0	0	0	0	0	0	0
30.	Total Other Assets	30,376	10,421	1,404	11,825	6,805	58	1,442	10,246	18,551

	(5b)	31.	10,297,679	3,532,708	476,119	4,008,827	2,306,936	19,643	488,709	3,473,564	6,288,862
Total Telecom. Plant in Service											
Depreciation & Amortization											
Accumulated Depreciation Detail											
11X General Support Facilities		1.	-603,622	(207,076)	(27,909)	(234,987)	(135,226)	(1,151)	(28,647)	(203,611)	-368,635
12X Central Office Switching		2.	-1,074,659	(913,460)		(913,460)				(161,199)	-161,199
12X Operator Systems		3.	0								0
12X Central Office Transmission		4.	-1,356,252	(403,676)	(238,805)	(642,481)	(339,072)	(2,574)	(117,327)	(254,798)	-713,771
13X Information Orig./Term. Equip.		5.	0								0
14X Cable & Wire Facilities		6.	-2,583,858	(679,839)	(23,395)	(703,234)	(652,872)	(8,871)	(113,329)	(1,105,752)	-1,880,624
Total Accumulated Depreciation	(5c)	7.	-5,618,391	-2,204,053	-290,109	-2,494,162	-1,127,170	-12,396	-259,303	-1,725,360	-3,124,229
Accumulated Amortization Detail											
410 Capital Leases		8.	(14,006)	(4,804)	(648)	(5,452)	(3,138)	(27)	(665)	(4,724)	-8,554
420 Leasehold Improvements		9.	0			0					0
500 Intangibles		10.	0			0					0

300 Acquisition Adjustment	11.	0	0	-14,006	-4,804	-648	0	-5,452	-3,138	-27	-665	-4,724	0
Total Accumulated Amortization	(5c)												-8,554
OPERATING EXPENSE DETAIL													
1XX-64XX Plant Specific Operations													
110-20 General Support Facilities	1.	212,783	72,997	9,838	82,835	47,669	406	10,098	71,775				129,948
21X Central Office Switching	2.	90,387	43,842	10,373	54,215	15,474	118	5,009	15,571				36,172
220 Operator Systems	3.	0	0	0	0	0	0	0	0				0
23X Central Office Transmission	4.	333,062	161,551	38,222	199,773	57,019	435	18,457	57,378				133,289
3XX Information Orig./Term. Equip.	5.	0	0	0	0	0	0	0	0				0
4XX Cable & Wire Facilities	6.	229,964	60,695	1,851	62,546	58,288	516	9,894	98,720				167,418
Total Plant Specific	7.	866,196	339,085	60,284	399,369	178,450	1,475	43,458	243,444				466,827
5XX Plant Nonspecific Operations	(8)												
512 Provisioning	8.	1,450	497	67	564	325	3	69	489				886
53X Network Operations	9.	113,416	38,908	5,244	44,152	25,408	216	5,383	38,257				69,264
540 Access Paid to LECs	(9)	0	-	-	-	-	-	-	-				0
Total Plant Nonspecific	(5a)	114,866	39,405	5,311	44,716	25,733	219	5,452	38,746				70,150
56X Depreciation & Amortization	(8)												
561 General Support Facilities	12.	26,605	9,127	1,230	10,357	5,960	51	1,263	8,974				16,248
561 Central Office Switching	13.	14,107	11,991	-	11,991	-	-	-	2,116				2,116
561 Operator Systems	14.	0	0	0	0	0	0	0	0				0
561 Central Office Transmission	15.	195,339	59,666	33,449	93,115	49,898	381	16,152	35,793				102,224
561 Information Orig./Term. Equip.	16.	0	0	0	0	0	0	0	0				0
561 Cable & Wire Facilities	17.	329,920	87,077	2,656	89,733	83,623	740	14,194	141,630				240,187
563 Capital Leases	18.	915	314	42	356	205	2	43	309				559
563 Leasehold Improvements	19.	0	0	0	0	0	0	0	0				0
564 Intangibles	20.	0	0	0	0	0	0	0	0				0

	21.	22.	205,552	139,896	1,174	31,652	188,822	0	361,334
365 Acquisition Adjustment	(5a)		37,377	168,175	0	566,886	0	0	0
Total Depreciation & Amortization									
OPERATING EXPENSE (continued)									
5XX Customer Operations									
31X Marketing	1.			8,373	3,273				
32X Operator Services	2.			3,273	8,373				
32X Directory Publishing-Alpha.	3.			40	40				
32X Directory Publishing-Classified	4.			0	0				
32X Directory Publishing-Foreign	5.			0	0				
323 Service Order Proc.-End User	6.			6,824	6,824				
323 Payment & Collection-End User	7.			3,881	3,881				
323 Billing Inquiry-End User	8.			3,881	3,881				
323 Service Order Proc.-CXR	9.			0	0				
323 Payment & Collection-CXR	10.			0	0				
323 Billing Inquiry-CXR	11.			0	0				
323 Coin Administration	12.			0	0				
323 Rev. Acctg.-Toll Ticket Proc.	13.			0	0				
323 Rev. Acctg.-Local Mess. Proc.	14.			118	118				
323 Rev. Acctg.-Other Bill & Coll.	15.			1,279	1,279				
323 Rev. Acctg.-SLC Billing	16.			226	226				
323 Rev. Acctg.-CXR B & C	(9)			4,867	4,867				
323 B & C Amis Paid to LECs	(9)			0	0				
323 Other Customer Service	19.			740	740				
Total Customer Operations	(5a)			30,229	37,567		0	0	63,373
7XX Corporate Operations:									
71X Executive & Planning	21.			40,365	6,706				
72X General & Administrative	22.			133,715	17,786				
728 EAS Settlement Expense	23.			0	0				
Total Corporate Operations	(5a)			174,080	24,492		198,572	565	103,670
-- Other Operating Expenses:									
-- Equal Access Provision	(10)			0	0				
-- Universal Service Fund	(11)			0	0				
-- Lifeline Connection Assistance	(12)			0	0				
Total Other	(5a)			0	0		0	0	0

	(5a)	29.	2,046,604	750,974	127,464	878,438	466,645	3,433	97,600	600,488	1,168,166
Total Operating Expenses											
OPERATING TAXES DETAIL											
240 General Taxes											
240 Property		1.	99,505	34,136	4,601	38,737	22,291	190	4,722	33,565	60,768
240 Gross Receipts		2.	0			0					0
240 PUC Fee		3.	0			0					0
240 Franchise Fees		4.	0			0					0
240 Other		5.	0			0					0
Total General Taxes		6.	99,505	34,136	4,601	38,737	22,291	190	4,722	33,565	60,768
2XX Income Taxes (Calculated)											
Net Income Before SIT & FIT	(13)	7.	561,033	1,118,436	-107,039	1,011,397	-144,862	3,084	-102,322	-206,264	-450,364
Less Fixed Charges (-)	(14)	8.	99,560	27,767	3,762	31,529	25,302	155	4,863	37,711	68,031
Subtotal (lines 7-8)	(15)	9.	461,473	1,090,669	-110,801	979,868	-170,164	2,929	-107,185	-243,975	-518,395
Other SIT Base Add/Ded. (+)	(16)	10.	0			0					0
SIT Taxable Inc. (lines 9+-10)	(17)	11.	461,473	1,090,669	-110,801	979,868	-170,164	2,929	0	-243,975	-518,395
7230 SIT-Current (at 4%)	(18)	12.	31,980	43,627	-7,679	67,905	-11,792	203	0	-16,907	-35,925
Other FIT Base Add/Ded. (+)	(19)	13.	0			0					0
FIT Taxable Inc. (lines 9-12+-13)	(20)	14.	429,493	1,047,042	-103,122	911,963	-156,372	2,726	0	-227,068	-382,713
Gross FIT at 25.62%	(21)	15.	135,594	268,252	-26,420	233,645	-40,575	698	0	-58,175	-98,051
7210P Claimed ITC (-)	(22)	16.	0			0					0

Surtax Elimination (-)		17.	0	268,252	-26,420	233,645	0	698	-40,575	0	-58,175	0
7220 FIT-Current (lines 15-16-17)		(18)	135,594									-98,051
307 FORM I INPUT MASTER												
For The Year Ended: December 31, 2007												
OMPANY NAME: Rural Telephone Company												
Separated Results of Idaho Operations												
Total Idaho Operations												
Description												
Separation Parameters												
Plant (2000 Frozen Factors)												
SLU Minutes of Use (MOU)												
SLU Factor												
Base SPF - January 1												
Base SPF - December 31												
Current Composite SPF												
1996 Weighted DEM												
1996 Unweighted DEM												
Current CAT 3 Dial Equipment Minutes												
Current Composite DEM Factor												
Exchange Trunk - Joint Use MOU												
Host/Remote MOU Kilometers												
Equal Access MOU												
Operator Standard Work Seconds												
Tandem Switching MOU												
IX Conversation MOU												
IX Conversation Minute Kilometers												
Other Parameters												
Access Lines												
Unseparated Loop Cost @ 11.1 ROR												
Cross Billed Revenues												
-Marketing Allocation Basis												
-Payment & Collection-End User												
-Payment & Collection-CXR												
Service Order Contacts												
-Service Order Proc.-End User												
-Service Order Proc.-CXR												
Billing Inquiry Contacts												
-Billing Inquiry-End User												
-Billing Inquiry-CXR												
SP+RC Toll Messages												
EAS/Local Messages (Msg. Proc.)												
BIG 3 Expense Factor-Message												
-PLS & Special Access												
Operator Services Expense -- Factor												
Access Minutes of Use (End Office)												

REVENUE REQUIREMENT SUMMARY

LINE	DESCRIPTION	SOURCE	INTERSTATE TOTAL TURIS (a)	Chan Term (b)	Special Access CMA-Term (c)	CMA-Facil (d)	Local Switching (e)	Dir Asst (f)	Information Surcharge (g)	Equal Access (h)	Transmission (i)	Transport Fandem Sv (j)	Carrier Common Line Pay (k)	Record (m)	B&C Process (n)	Intra- exchange (o)
1	Net Telecom Plant	A-2,Ln44	1,529,054	190,717	3,127	4,468	62,750	-	-	-	391,380	-	-	-	-	-
2	Rate Base Adjustment #1	Records	1,529,054	190,717	3,127	4,468	62,750	-	-	-	391,380	-	-	-	-	-
3	RATE BASE	Ln1-2	-	-	-	-	-	-	-	-	-	-	-	-	-	-
4	Rate of Return	Records	11,2500%	11,2500%	11,2500%	11,2500%	11,2500%	11,2500%	11,2500%	11,2500%	11,2500%	11,2500%	11,2500%	11,2500%	11,2500%	11,2500%
5	RETURN ON RATE BASE	Ln3-4	172,019	21,456	352	503	7,059	-	-	-	44,030	-	-	-	-	-
6	Return Adjustment #1	Records	-	-	-	-	-	-	-	-	-	-	-	-	-	-
7	NET RETURN	Ln5-6	172,019	21,456	352	503	7,059	-	-	-	44,030	-	-	-	-	-
8	Fixed Charges	A-10,Ln25	31,530	3,620	62	63	8,125	-	-	-	6,717	-	-	-	-	-
9	Amortization of Excess Def Taxes	Ln7-9	-	-	-	-	-	-	-	-	-	-	-	-	-	-
10	Capitalized Payroll Taxes	A-10,Ln5	-	-	-	-	-	-	-	-	-	-	-	-	-	-
11	Depreciation Adjustment	A-10,Ln53	-	-	-	-	-	-	-	-	-	-	-	-	-	-
12	FIT Allowances/Disallowances	A-14,Ln18	-	-	-	-	-	-	-	-	-	-	-	-	-	-
13	Inc Adj Alloc on 2001	A-10,Ln59	-	-	-	-	-	-	-	-	-	-	-	-	-	-
14	Inc Adj Alloc on Big 3 Exp	A-10,Ln60	31,530	3,620	62	63	8,125	-	-	-	6,717	-	-	-	-	-
15	Total Misc Inc Adjustment	A-10,Ln61	140,489	17,336	290	439	(1,066)	-	-	-	37,313	-	-	-	-	-
16	AFTER TAX INCOME	Note 1	-	-	-	-	-	-	-	-	-	-	-	-	-	-
17	State Income Tax	Ln59 less ITC	7,703	978	16	24	(59)	-	-	-	2,046	-	-	-	-	-
18	State ITC Amortization	A-10,Ln45	-	-	-	-	-	-	-	-	-	-	-	-	-	-
19	Net Federal Income Tax	Ln50	47,809	6,070	99	149	(363)	-	-	-	12,698	-	-	-	-	-
20	Federal ITC Amortization	A-10,Ln44	-	-	-	-	-	-	-	-	-	-	-	-	-	-
21	Operating Expense & Taxes	A-3,Ln24	921,351	166,917	3,010	1,321	157,338	59	-	-	257,818	-	-	12,409	2,051	-
22	Uncollectibles	A-10,Ln57	-	-	-	-	-	-	-	-	-	-	-	-	-	-
23	Other Adjustments (Net RR)	Records	-	-	-	-	-	-	-	-	-	-	-	-	-	-
24	NET REVENUE REQUIREMENT	Ln7+19, 23-24	1,148,881	195,421	3,477	1,997	163,977	59	-	-	316,592	-	-	12,409	2,051	-
25	Gross Receipts Tax	Note 2	1,605	184	3	3	414	-	-	-	342	-	-	-	-	-
26	7340-AW Fds Used Dur Constr	A-10,Ln15	-	-	-	-	-	-	-	-	-	-	-	-	-	-
27	SUBTOTAL REVENUE REQUIREMENT	Ln24+25-26	1,147,275	195,236	3,474	1,993	163,563	59	-	-	316,249	-	-	12,409	2,051	-
28	Local Switching Support	LSS Algorithm	142,861	142,861	-	-	142,861	-	-	-	-	-	-	-	-	-
29	6540 Access Expense - Federal Support	A-12,Ln22	-	-	-	-	-	-	-	-	-	-	-	-	-	-
30	Adjusted Revenue Requirement x/LSS & 6540	Ln27-28-29	1,004,414	195,236	3,474	1,993	20,702	59	-	-	316,249	-	-	12,409	2,051	-
31	Transfer 30% of Local Sw Rev Req to CL	Ln30a 30%	-	-	-	-	(6,211)	-	-	-	-	-	-	-	-	-
32	Interstate TIC Revenues	Records	(22,595)	195,236	3,474	1,993	14,481	59	-	-	(22,595)	-	-	-	-	-
33	Revised Rev Req prior to TIC Reallocation	Ln30-31+32	967,359	20,182	0,358	0,206	1,480	-	-	-	293,654	-	-	-	-	-
34	Distribution	Ln33/33a	100,0000%	20,182	0,358	0,206	1,480	0.0061%	-	-	30,3563%	-	-	-	-	-
35	Interstate TIC Reallocation	Ln32a-34	22,595	4,560	81	47	338	1	-	-	6,859	-	-	-	-	-
36	TOTAL REVENUE REQUIREMENT	Ln27+31-32+35	1,147,275	199,796	3,555	2,040	157,691	60	-	-	300,514	-	-	12,409	2,051	-
INCOME TAXES																
37	Net Return	Ln7	172,019	21,456	352	503	7,059	-	-	-	44,030	-	-	-	-	-
38	Fixed Charges	Ln8	31,530	3,620	62	63	8,125	-	-	-	6,717	-	-	-	-	-
39	Amortization of Excess Deferred Taxes	Ln9	-	-	-	-	-	-	-	-	-	-	-	-	-	-
40	Capitalized Payroll Taxes	Ln10	-	-	-	-	-	-	-	-	-	-	-	-	-	-
41	Depreciation Adjustment	Ln11	-	-	-	-	-	-	-	-	-	-	-	-	-	-
42	FIT Allowances/Disallowances	Ln12	-	-	-	-	-	-	-	-	-	-	-	-	-	-
43	Inc Adj Alloc on 2001	Ln13	-	-	-	-	-	-	-	-	-	-	-	-	-	-
44	Inc Adj Alloc on Big 3 Exp	Ln14	-	-	-	-	-	-	-	-	-	-	-	-	-	-
45	Federal ITC Amortization	A-10,Ln44	-	-	-	-	-	-	-	-	-	-	-	-	-	-
46	Total Income Adjustments	Ln38+42-44	31,530	3,620	62	63	8,125	-	-	-	6,717	-	-	-	-	-
47	Federal Taxable Income	Ln37-46 Gross Up	166,288	23,806	389	599	(1,428)	-	-	-	50,011	-	-	-	-	-
48	Federal Sur-Tax Allocation	Records	47,809	6,070	99	149	(363)	-	-	-	12,698	-	-	-	-	-
49	Federal Income Tax	Ln48-49	47,809	6,070	99	149	(363)	-	-	-	12,698	-	-	-	-	-
50	Net Federal Income Tax	Ln37	172,019	21,456	352	503	7,059	-	-	-	44,030	-	-	-	-	-
51	Net Return	Ln38	31,530	3,620	62	63	8,125	-	-	-	6,717	-	-	-	-	-
52	Fixed Charges	Ln39	47,809	6,070	99	149	(363)	-	-	-	12,698	-	-	-	-	-
53	Other SIT Adjustments	Ln48	-	-	-	-	-	-	-	-	-	-	-	-	-	-
54	Federal Income Tax	Ln51-54 Gross Up	166,288	24,884	405	613	(1,487)	-	-	-	52,057	-	-	-	-	-
55	State Taxable Income	Records	7,703	978	16	24	(59)	-	-	-	2,046	-	-	-	-	-
56	State Income Tax	A-10,Ln45	-	-	-	-	-	-	-	-	-	-	-	-	-	-
57	State Sur-Tax Allocation	Ln56-57	-	-	-	-	-	-	-	-	-	-	-	-	-	-
58	State ITC Amortization	-	-	-	-	-	-	-	-	-	-	-	-	-	-	-
59	Net State Income Tax	-	7,703	978	16	24	(59)	-	-	-	2,046	-	-	-	-	-

Note 1: Ln7+12, 16-8, 11
Note 2: Based on these Statutory Rates:

SEPARATED TELECOMMUNICATIONS PLANT SUMMARY

LINE	DESCRIPTION	SOURCE	INTERSTATE		Local Switching (g)	Dir Asst (f)	Information Surcharge (g)	Equal Access (g)	Transmission (f)	Transport (f)	Carrier Common Line Pay (k)	BPP (l)	Record (m)	Process (n)	Inter-exchange (o)	
			TOTAL (a)	INTRA (b)												
1	2110 Land & Support Assets	A-4, Ln12	452,278	-	116,560	-	-	-	96,351	-	-	-	-	-	-	-
2	2210 COE-Switching	A-5, Ln28	913,459	-	913,459	-	-	-	-	-	-	-	-	-	-	-
3	2220 COE-Operator	A-5, Ln15	-	-	-	-	-	-	-	-	-	-	-	-	-	-
4	2230 COE-Transmission	A-5, Ln17	1,040,946	-	-	-	-	-	466,946	-	-	200,068	-	-	-	-
5	2310 Info Orig/Term Equip	A-6, Ln14	-	-	-	-	-	-	-	-	-	-	-	-	-	-
6	2410 CMWF	A-7, Ln39	1,590,319	-	39,935	-	-	-	288,206	-	-	1,255,046	-	-	-	-
7	Total COE, TOT, C&WF	Ln2, Ln3	3,544,724	-	406,941	-	-	-	755,153	-	-	1,455,114	-	-	-	-
8	Distribution of Line 7	Ln7/7a	100,000.00%	-	11,480.2%	-	-	-	21,303.6%	-	-	41,050.1%	-	-	-	-
9	Equal Access - Investment	A-9, Ln20	11,925	-	-	-	-	-	-	-	-	-	-	-	-	-
10	Equal Access - Investment	A-9, Ln30	4,008,623	-	1,358	-	-	-	2,519	-	-	4,854	-	-	-	-
11	TELECOM PLANT IN SVC-EXCL 2690	Ln9/10	100,000.00%	-	480,221	-	-	-	854,023	-	-	1,645,630	-	-	-	-
12	Distribution of Line 11	Ln11/11a	100,000.00%	-	11,480.2%	-	-	-	21,303.6%	-	-	41,050.1%	-	-	-	-
13	2690 Intangible Assets	A-8, Ln34	-	-	-	-	-	-	-	-	-	-	-	-	-	-
14	2001 TELECOM PLANT IN SVC	Ln11+13	4,008,628	-	480,221	-	-	-	854,023	-	-	1,645,630	-	-	-	-
15	Distribution of Line 14	Ln14/14a	100,000.00%	-	11,480.2%	-	-	-	21,303.6%	-	-	41,050.1%	-	-	-	-
16	2002 Prop Hld Fut Telecom Use	A-9, Ln5	779	-	89	-	-	-	166	-	-	320	-	-	-	-
17	2003 Plant Under Const	A-9, Ln9	28,382	-	3,374	-	-	-	6,261	-	-	12,065	-	-	-	-
18	2005 Telecom Plant Adjustment	A-9, Ln13	-	-	-	-	-	-	-	-	-	-	-	-	-	-
19	TOTAL TELECOM PLANT	Ln14+16...18	4,036,998	-	463,684	-	-	-	860,451	-	-	1,658,015	-	-	-	-
20	1220 Materials and Supplies	A-9, Ln18	59,529	-	6,834	-	-	-	12,892	-	-	24,437	-	-	-	-
21	1500 Other Juris Assets-Net	A-15, Ln11	-	-	-	-	-	-	-	-	-	-	-	-	-	-
22	1500 Accumulated Depreciation	A-15, Ln16	2,494,182	-	271,155	-	-	-	465,708	-	-	774,924	-	-	-	-
23	1500 Accum Depreciation	A-15, Ln22	-	-	-	-	-	-	-	-	-	-	-	-	-	-
24	3200 Accum Depreciation	A-15, Ln20	5,452	-	626	-	-	-	1,161	-	-	2,238	-	-	-	-
25	3400 Accum Amort-Tangible	A-15, Ln24	-	-	-	-	-	-	-	-	-	-	-	-	-	-
26	3500 Accum Amort-Intangible	A-15, Ln25	-	-	-	-	-	-	-	-	-	-	-	-	-	-
27	3600 Accum Amort-Other	A-15, Ln26	-	-	-	-	-	-	-	-	-	-	-	-	-	-
28	4100 Net Cur Def Op Inc Taxes	A-15, Ln47	-	-	-	-	-	-	-	-	-	-	-	-	-	-
29	4340 Noncur Def Oper Inc Tax	A-15, Ln56	148,136	-	17,006	-	-	-	31,558	-	-	60,810	-	-	-	-
30	Equal Access - Deferred Oper Inc Taxes	A-9, Ln23	-	-	-	-	-	-	-	-	-	-	-	-	-	-
31	4360 Other Deferred Credits-Net	A-15, Ln59	-	-	-	-	-	-	-	-	-	-	-	-	-	-
32	4370 Other Jur Liab & Def Credits-Net	A-15, Ln61	1,450,778	-	181,731	-	-	-	374,705	-	-	844,479	-	-	-	-
33	NET TELECOM PLANT	Ln19+20-21...32	100,000.00%	-	12,526.4%	-	-	-	25,827.9%	-	-	56,208.7%	-	-	-	-
34	Distribution of Line 33	Ln33/33a	100,000.00%	-	12,526.4%	-	-	-	25,827.9%	-	-	56,208.7%	-	-	-	-
35	1402 Rural Tel Bank Stock	A-9, Ln15	80,205	-	9,208	-	-	-	17,087	-	-	32,924	-	-	-	-
36	Cash Working Capital	A-9, Ln19	-	-	-	-	-	-	-	-	-	-	-	-	-	-
37	Equal Access - Unamortized Expenses	A-9, Ln24	-	-	-	-	-	-	-	-	-	-	-	-	-	-
38	Equal Access - Unamortized Expenses	A-9, Ln29	-	-	-	-	-	-	-	-	-	-	-	-	-	-
39	Equal Access - Unamortized Expenses	A-9, Ln29	-	-	-	-	-	-	-	-	-	-	-	-	-	-
40	4040 Customer Deposits	A-15, Ln39	1,928	-	221	-	-	-	411	-	-	792	-	-	-	-
41	4310 Other Long-Term Liabilities	A-15, Ln49	-	-	-	-	-	-	-	-	-	-	-	-	-	-
42	Other Telecom Pl Adjust	Records	-	-	-	-	-	-	-	-	-	-	-	-	-	-
43	NET TELECOM PLANT AND	Ln33+35...39+42	1,529,054	-	190,717	-	-	-	381,390	-	-	876,612	-	-	-	-
44	OTHER RATE BASE ITEMS	-40...41	100,000.00%	-	12,472.9%	-	-	-	25,595.2%	-	-	57,330.3%	-	-	-	-
45	Distribution of Line 44	Ln44/44a	100,000.00%	-	12,472.9%	-	-	-	25,595.2%	-	-	57,330.3%	-	-	-	-

SEPARATED TELECOMMUNICATIONS PLANT SUMMARY

Rural Telephone Company - Idaho
Study Area: 472233
Study Year: 2007

LINE	DESCRIPTION	SOURCE	INTERSTATE															
			Char Term (b)	Special Access CM Term (c)	CM-Eq (d)	Local Switching (e)	Div Asst (f)	Information Surcharge (g)	Equal Access (h)	Transmission (i)	Tandem Sw (j)	Pay (k)	Carrier Common Line BPP (l)	Record (m)	B&C Process (n)	Intra-exchange (o)		
46	2001 TELECOM PLANT IN SVC	Ln14	4,008,828	460,221	7,832	8,065	1,033,057	-	-	-	-	-	-	-	-	-	-	-
47	Equal Access Adjustment	Note 1	4,008,828	-	-	-	1,033,057	-	-	-	-	-	-	-	-	-	-	-
48	2001 TELECOM PLANT IN SVC (EALS)	Ln46-47	100,000%	460,221	7,832	8,065	100,000%	-	-	-	-	-	-	-	-	-	-	-
49	Distribution of Line 48	Ln48/48a	100,000%	11,480%	0.1954%	0.2012%	25,7695%	-	-	-	-	-	-	-	-	-	-	-
50	GSF,COE,IOT,C&WF,Gross Eq Ac	Ln17-A-9 Ln29	3,997,003	458,863	7,809	8,041	1,030,009	-	-	-	-	-	-	-	-	-	-	-
51	Equal Access Adjustment	Note 1	3,997,003	-	-	-	1,030,009	-	-	-	-	-	-	-	-	-	-	-
52	GSF,COE,IOT,C&WF,Eq Ac (LS)	Ln50-51	100,000%	458,863	7,809	8,041	100,000%	-	-	-	-	-	-	-	-	-	-	-
53	Distribution of Line 52	Ln52/52a	100,000%	11,480%	0.1954%	0.2012%	25,7695%	-	-	-	-	-	-	-	-	-	-	-
54	GSF,COE,IOT,C&WF,Gross Eq Ac	Ln17-A-9 Ln29	3,997,003	458,863	7,809	8,041	1,030,009	-	-	-	-	-	-	-	-	-	-	-
55	Distribution of Line 54	Ln54/54a	100,000%	11,480%	0.1954%	0.2012%	25,7695%	-	-	-	-	-	-	-	-	-	-	-
56	COE,IOT,C&WF,Gross Eq Ac	A-2 Ln7	3,544,724	405,941	6,926	7,132	913,459	-	-	-	-	-	-	-	-	-	-	-
57	Equal Access Investment	A-2 Ln9	3,544,724	405,941	6,926	7,132	913,459	-	-	-	-	-	-	-	-	-	-	-
58	COE,IOT,C&WF,Eq Ac	Ln56-57	100,000%	11,480%	0.1954%	0.2012%	25,7695%	-	-	-	-	-	-	-	-	-	-	-
59	Distribution of Line 58	Ln58/58a	100,000%	11,480%	0.1954%	0.2012%	25,7695%	-	-	-	-	-	-	-	-	-	-	-
60	GSF,COE,IOT,C&WF,Eq Ac (LS)	Ln52	3,522,269	-	-	-	1,030,009	-	-	-	-	-	-	-	-	-	-	-
61	(Trans. Switch, CCL only)	Ln52	3,522,269	-	-	-	1,030,009	-	-	-	-	-	-	-	-	-	-	-
62	Distribution of Line 61	Ln52	100,000%	-	-	-	29,2426%	-	-	-	-	-	-	-	-	-	-	-
63	GSF,COE,IOT,C&WF,Eq Ac (LS)	Ln52	474,714	458,863	7,809	8,041	100,000%	-	-	-	-	-	-	-	-	-	-	-
64	(Special Access only)	Ln52	474,714	458,863	7,809	8,041	100,000%	-	-	-	-	-	-	-	-	-	-	-
65	Distribution of Line 64	Ln52	100,000%	96,6610%	1,6450%	1,6940%	-	-	-	-	-	-	-	-	-	-	-	-
66	COE,IOT,C&WF	Ln7	2,068,610	405,941	6,926	7,132	913,459	-	-	-	-	-	-	-	-	-	-	-
67	X/CCL,B&C,X	Ln7	2,068,610	405,941	6,926	7,132	913,459	-	-	-	-	-	-	-	-	-	-	-
68	Distribution of Line 67	Ln7/67a	100,000%	19,4745%	0.3314%	0.3413%	43,7143%	-	-	-	-	-	-	-	-	-	-	-
69	COE Switching Investment	A-5 Ln28	913,459	-	-	-	913,459	-	-	-	-	-	-	-	-	-	-	-
70	Equal Access Investment	A-9 Ln21	913,459	-	-	-	913,459	-	-	-	-	-	-	-	-	-	-	-
71	COE Switching, Equal Access Investment	Ln69-70	100,000%	-	-	-	100,000%	-	-	-	-	-	-	-	-	-	-	-
72	Distribution of Line 71	Ln71/71a	100,000%	-	-	-	-	-	-	-	-	-	-	-	-	-	-	-
73	C&WF Cat 1.3	A-7 Ln6	1,255,046	-	-	-	-	-	-	-	-	-	-	-	-	-	-	-
74	Direct Assign - MSG (1.3)	A-7 Ln7	1,255,046	-	-	-	-	-	-	-	-	-	-	-	-	-	-	-
75	COE,IOT,C&WF,x/Cat 1.3	Ln 7-73, 74	2,289,678	406,941	6,926	7,132	913,459	-	-	-	-	-	-	-	-	-	-	-
76	Distribution of Line 75	Ln75/75a	100,000%	17,7728%	0.3025%	0.3115%	39,5947%	-	-	-	-	-	-	-	-	-	-	-

Note 1: Equal Access transferred to Local Switching for distribution

SEPARATED EXPENSE SUMMARY

Rural Telephone Company - Idaho
 Study Area: 472233
 Study Year: 2007

LINE	DESCRIPTION	SOURCE	INTERSTATE TOTAL (a)	Chen Term (b)	Special Access Chn Term (c)	Chn-Fact (d)	Local Switching (e)	Dir Asst (f)	Information Surcharge (g)	Equal Access (h)	Transmission (i)	Transpct Tandem SW (j)	Carrier Common Line Plan (k)	BFP (l)	Record (m)	B&C Process (n)	Inter- exchange (o)
1	P1 Spec Exp Accts 8110, 8120		399,369	81,514	1,491	447	75,581	-	-	-	118,596	-	-	121,780	-	-	-
2	8210,6220,6230,6310,6410	A-11,Ln32	44,717	5,134	87	90	9,526	-	-	-	9,526	-	-	18,356	-	-	-
3	P1 NonSpec Account 6510,6530,6540	A-12,Ln24	30,228	1,942	33	34	5,629	41	41	-	4,654	-	-	7,702	8,747	1,446	-
4	Cust Oper Accts 6610,6620	Ln2, Ln5a	474,314	88,590	1,611	571	92,714	41	-	-	132,775	-	-	147,818	8,747	1,446	-
5	TOTAL BIG THREE EXPENSES		100,000%	18,675%	0.339%	0.120%	19,546%	-	0.008%	-	27,993%	-	-	31,164%	1,844%	0.304%	-
6	Distribution of Line 5																
7	P11 Spec Exp Accts x6110, 6120	A-11,Ln31	316,534	72,004	1,329	280	54,215	-	-	-	100,949	-	-	87,756	-	-	-
8	P1 NonSpec Account 6510,6530,6540	A-12,Ln24	44,717	5,134	87	90	9,526	-	-	-	9,526	-	-	18,356	-	-	-
9	Cust Oper Accts 6610,6620 xamounts	A-13,Ln54	16,921	948	16	17	2,128	40	40	-	1,759	-	-	2,167	8,451	1,397	-
10	allocated on GSF	Ln7, Ln10	378,172	78,086	1,433	387	67,666	40	-	-	112,234	-	-	106,279	8,451	1,397	-
11	TOTAL MODIFIED BIG THREE EXPENSES		100,000%	20,642%	0.376%	0.102%	17,945%	-	0.010%	-	29,076%	-	-	28,632%	2,234%	0.369%	-
12	Distribution of Line 11																
13	Plant Specific Expenses		399,369	81,514	1,491	447	75,581	-	-	-	118,596	-	-	121,780	-	-	-
14	Plant Non-specific Expenses	A-12,Ln38	250,269	41,446	728	514	26,275	-	-	-	69,840	-	-	111,466	-	-	-
15	Customer Operations Expenses	A-13,Ln55	30,228	1,942	33	34	5,629	41	41	-	4,654	-	-	7,702	8,747	1,446	-
16	Corporate Operations Expenses	A-14,Ln12	198,571	37,098	675	239	38,814	17	-	-	55,566	-	-	61,894	3,662	605	-
17	7100 Other Inc & Expenses	A-10,Ln17+18	4,177	480	8	8	1,076	-	-	-	890	-	-	1,715	-	-	-
18	7300 Contributions	A-10,Ln16	882,614	162,470	2,935	1,243	147,356	59	-	-	249,565	-	-	304,526	12,409	2,051	-
19	TOTAL OPERATING EXPENSES		36,737	4,447	76	78	9,982	-	-	-	8,292	-	-	15,901	-	-	-
20	Operating Taxes	A-14,Ln22	-	-	-	-	-	-	-	-	-	-	-	-	-	-	-
21	Equal Access Expenses	A-14,Ln30	-	-	-	-	-	-	-	-	-	-	-	-	-	-	-
22	Expense Allow/Disallowances	A-14,Ln35	-	-	-	-	-	-	-	-	-	-	-	-	-	-	-
23	5240 Rent Revenues	A-10,Ln43	-	-	-	-	-	-	-	-	-	-	-	-	-	-	-
24	TOTAL OPERATING EXP & TAXES		921,351	166,617	3,010	1,321	157,338	59	-	-	257,816	-	-	320,458	12,409	2,051	-
25	Distribution of Line 24		100,000%	18,116%	0.326%	0.143%	17,076%	-	0.006%	-	27,962%	-	-	34,776%	1,346%	0.222%	-
INCOME TAX CALCULATION																	
26	Other Operating Income		-	-	-	-	-	-	-	-	-	-	-	-	-	-	-
27	AFUDC	A-14,Ln28	1,605	184	3	3	414	-	-	-	342	-	-	659	-	-	-
28	Operating Revenue	A-10,Ln15	1,236,467	19	-	0	391,544	-	-	-	298,887	-	-	575,917	85	14	-
29	Unallocable Revenue	A-14,Ln25-Ln26	-	-	-	-	-	-	-	-	-	-	-	-	-	-	-
30	Income Effect Jurisdictional Difference	A-10,Ln57	-	-	-	-	-	-	-	-	-	-	-	-	-	-	-
31	IRS Income Adjustment	A-10,Ln59	-	-	-	-	-	-	-	-	-	-	-	-	-	-	-
32	TOTAL REVENUE & OTHER INCOME	Ln26, Ln31	1,236,072	203	3	4	381,958	0	-	-	299,229	-	-	576,576	85	14	-
33	Contributions	A-10,Ln16	4,177	480	8	8	1,076	-	-	-	890	-	-	1,715	-	-	-
34	Operating Expenses	Ln19-Ln33	878,437	161,991	2,926	1,254	146,280	59	59	-	248,875	-	-	302,911	12,409	2,051	-
35	Operating Taxes	A-14,Ln22	36,737	4,447	76	78	9,982	-	-	-	8,292	-	-	15,901	-	-	-
36	Fixed Charges	A-10,Ln25	31,530	3,620	62	63	8,123	-	-	-	6,717	-	-	12,943	-	-	-
37	TOTAL OPERATING EXPENSES	Ln33, Ln36	952,660	170,537	3,072	1,384	165,463	59	59	-	264,534	-	-	333,371	12,409	2,051	-
38	State Taxable Income	Ln32-Ln37	285,192	(170,334)	(3,068)	(1,380)	196,484	(58)	(58)	-	34,694	-	-	243,205	(12,324)	(2,037)	-
39	State Income Tax		11,208	(6,694)	(121)	(54)	7,722	(2)	(2)	-	1,383	-	-	9,558	(484)	(80)	-
40	Federal Taxable Income	Ln32-Ln37	285,192	(170,334)	(3,068)	(1,380)	196,484	(58)	(58)	-	34,694	-	-	243,205	(12,324)	(2,037)	-
41	State Income Tax	Ln39	11,208	(6,694)	(121)	(54)	7,722	(2)	(2)	-	1,383	-	-	9,558	(484)	(80)	-
42	Net Federal Taxable Income	Ln40-Ln41	273,984	(163,640)	(2,946)	(1,326)	188,772	(56)	(56)	-	33,331	-	-	233,647	(11,840)	(1,957)	-
43	Federal Income Tax		69,565	(41,548)	(748)	(337)	47,929	(14)	(14)	-	8,463	-	-	59,323	(3,006)	(487)	-
44	Amortization of Investment Tax Credit	A-10,Ln44	-	-	-	-	-	-	-	-	-	-	-	-	-	-	-
45	Federal Income Tax	Ln43-Ln44	69,565	(41,548)	(748)	(337)	47,929	(14)	(14)	-	8,463	-	-	59,323	(3,006)	(487)	-

GENERAL SUPPORT FACILITIES

Rural Telephone Company - Idaho
 Study Area: 472233
 Study Year: 2007

LINE	DESCRIPTION	SOURCE	INTEREST RATE		Local Switching (e)	Dir. Asst (f)	Information Surcharge (g)	Equal Access (h)	Transmission (i)	Transport Tandem Sw (j)	Center Common Line Pay (k)	Commer Common Line BFP (l)	Record (m)	B&C Process (n)	Inter-exchange (o)
			Local Switching (e)	Special Access CMA-Facil (d)											
1	COE, TOT, CAVIF Distr	A-2, Ln8	100.0000%	0.2012%	25.7695%	-	-	-	21.3038%	-	-	41.0501%	-	-	-
2	Modified Big Three Expenses Distr	A-3, Ln12	100.0000%	0.1023%	17.9457%	-	0.0105%	-	29.6780%	-	-	28.6323%	2.2347%	-	0.3693%
3	2110 Land & Support Assets		452,278	910	116,550				96,351			185,661			
4	Support Assets-Joint X/GSF - B&C	Ln14*1	-	-	-	-	-	-	-	-	-	-	-	-	-
5	General Support Facilities - B&C	Direct	-	-	-	-	-	-	-	-	-	-	-	-	-
6	Direct Assignment	Ln16*1	452,278	910	116,550				96,351			185,661			
7	Total Support Assets	Ln14, 6	100.0000%	0.1954%	25.7695%				21.3038%			41.0501%			
8	Distribution of Line 7	Ln17/7a	-	-	-	-	-	-	-	-	-	-	-	-	-
9	Land Assets-Joint	Ln18*1	-	-	-	-	-	-	-	-	-	-	-	-	-
10	Direct Assignment	Ln19*1	-	-	-	-	-	-	-	-	-	-	-	-	-
11	Direct Assignment	Ln20*1	452,278	910	116,550				96,351			185,661			
12	TOTAL LAND & SUPPORT ASSETS	Ln17*11	100.0000%	0.1954%	25.7695%				21.3038%			41.0501%			
13	Distribution of Line 12	Ln12/12a	-	-	-	-	-	-	-	-	-	-	-	-	-

CENTRAL OFFICE EQUIPMENT

Rural Telephone Company - Idaho
Study Area: 472233
Study Year: 2007

LINE	DESCRIPTION	SOURCE	INTERSTATE JURIS TOTAL (a)	Chan Term (b)	Special Access CM-Term (c)	CM-Facil (d)	Local Switching (e)	Dir Asst (f)	Information Surcharge (g)	Equal Access (h)	Transmission (i)	Transport Tandem Sw (j)	Carrier Common Line Pay (k)	Record (m)	B&C Process (n)	Inter-exchange (o)
1	COE - Cat. 1 Manual Switchboard Pct	A-16.Ln3	100.0000%													100.0000%
2	COE - Cat. 1 TSFS Complex	A-16.Ln5	100.0000%													100.0000%
3	2220 Operator Systems															
4	Cat 1-Operator Systems	Ln5a*1														
5	Manual Switchboards	Direct														
6	Auxiliary Switchboards	Direct														
7	Intercept	Ln9a*31														
8	Directory Assistance	Ln11a*2														
9	Svc Obs Boards	Ln12a*31														
10	Operator	Ln13a*31														
11	RTA	Ln14a*31														
12	Other	Ln7, *14														
13	Direct Assignment	Ln15/15a														
14	Total Cat 1															
15	Distribution of Line 15															
16	Distribution of Line 15															
17	2210 Central Office Switching															
18	Cat 2-Tandem Switching	Direct														
19	Tandem Switching	Direct														
20	Direct Assign-MSG	Ln19, *21														
21	-PL															
22	Total Cat 2						913,459									
23	Cat 3-Local Switching - TS	Direct	913,459													
24	Cat 3-Local Switching - TS	Direct														
25	Direct Assign-MSG	Ln23, *26														
26	Direct															
27	-PL															
28	Total Cat 3						913,459									
29	Distribution of Line 28	Ln22+27					913,459									
30	Distribution of Line 28	Ln28/28a					100.0000%									
31	COE Cat 1 283 X/SOB (v/b.d.h.k)	Ln7, *8+28					913,459									
32	Distribution of Line 30	Ln30/30a					100.0000%									

CENTRAL OFFICE EQUIPMENT

Rural Telephone Company - Idaho
Study Area: 472233
Study Year: 2007

LINE	DESCRIPTION	SOURCE	INTERSTATE JURIS TOTAL															
			Chan Term (b)	Special Access CM-Term (c)	CM-Facil (d)	Local Switching (e)	Dir Asst (f)	Information Surcharge (g)	Equal Access (h)	Transmission Tandem Sw (i)	Carrier Common Line Pay (k)	Record (m)	B&C Process (n)	Inter-exchange (o)				
32	2230 Central Office - Transmission	Direct																
33	Cat 4.1-Exchange Circuit	Direct																
34	4.11 Wideband Line	Direct																
35	Direct Assign-MSG	Direct																
36	-PL	Direct	367,006															
37	4.12 Ex Trk xWB - Basic	Direct																
38	Direct Assign-MSG	Direct																
39	-PL	Direct																
40	Ex Trk WB	Direct																
41	Direct Assign-MSG	Direct																
42	-PL	Direct																
43	4.13 Ex Line xWB	Direct																
44	Joint MSG	Direct																
45	PL & Local	Direct																
46	Direct Assign-MSG	Direct																
47	-PL	Direct																
48	Cat 4.2-interexchange	Direct																
49	4.21 Furn to Others-MSG	Direct																
50	-PL	Direct																
51	4.22 Wideband	Direct																
52	Jt MSG-Access	Direct																
53	-Nonaccess	Direct																
54	PL TWX-Access	Direct																
55	-Nonaccess	Direct																
56	-Nonaccess	Direct																
57	Direct Assign-MSG	Direct																
			6,926															
			200,068															
			367,006															
			6,926															

CENTRAL OFFICE EQUIPMENT

LINE	DESCRIPTION	SOURCE	INTERSTATE JURIS TOTAL														
			Chan Term (b)	Special Access CM-Term (c)	CM-Fact (c)	Local Switching (e)	Dir Asst (f)	Information Surcharge (g)	Equal Access (h)	Transmission (i)	Transport Tandem Sw (j)	Carrier Common Line Pay (k)	BEP (l)	Record (m)	BBC Process (n)	Inter-exchange (o)	
59	4.23 All Other																
59	Jr MSC-Access	Direct															
60	PL TWX-Access	Direct															
61	Jr Meg TWX-IT	Direct															
62	Direct Assign-MSG Nonaccess	Direct															
63	-PL Nonaccess	Direct															
64	Cat 4.3-Host/Remote																
65	Host	Direct															
66	WATS-MSG	Direct															
67	-PL	Direct															
68	Direct Assign-MSG	Direct															
69	-PL	Direct															
70	Total Cat 4	Ln34..57+59..69	367,006	6,526									466,946				
71	TOTAL COE-TRANSMISSION	Ln70	367,006	6,526									466,946				
72	Distribution of Line 71	Ln71/71a	35.2570%	0.6653%									44.8579%				
73	TOTAL CENTRAL OFFICE EQUIP	Ln15+22+27+70	367,006	6,526			913,459						466,946				
74	Distribution of Line 73	Ln73/73a	18.784%	0.3544%		467.985%							23.8920%				

INFORMATION ORIGINATOR/TERMINATION EQUIPMENT

LINE	DESCRIPTION	SOURCE	INTERSTATE JURIS TOTAL															
			Chan Term (b)	Special Access CM-Term (c)	CM-Facal (d)	Local Switching (e)	Dir Asst (f)	Information Surcharge (g)	Equal Access (h)	Transmission (i)	Transport Tandem SW (j)	Carrier Common Line Pay (k)	Record (m)	B&C Process (n)	Inter-exchange (o)			
1	2310 Info Orig/Term Equip	Direct																
2	Cat 1-Other IOT	Public Telephone																
3	All Other IOT-MSG	-PL																
4	Direct Assign-MSG	-PL																
5	Total Cat 1 - Other IOT																	
6	Distribution of Line 6	Ln3.7																
7	Cat 2 CPE-MSG	Direct																
8	Total Cat 2 - CPE	Ln10.11																
9	Distribution of Line 12	Ln12/12a																
10	TOTAL IOT EQUIPMENT	Ln8+12																
11	Distribution of Line 14	Ln14/14a																
12																		
13																		
14																		
15																		

CABLE AND WIRE FACILITIES

LINE	DESCRIPTION	SOURCE	INTERSTATE																
			JURIS TOTAL (a)	Chan Term (b)	Special Access CM-Term (c)	CM-Facil (d)	Local Switching (e)	Dir Asst (f)	Information Surcharge (g)	Equal Access (h)	Transport Transmission (i)	Tandem Sw (j)	Carrier Common Line Pay (k)	BFP (l)	Record (m)	Process (n)	Inter-exchange (o)		
1	Cat 1.3 Equip Inter Loops Pct	Records	100.0000%	-	-	-	-	-	-	-	-	-	-	-	-	-	-	100.0000%	
C&WF CAT 1-2 APPORTIONMENT																			
2	2410 Cable & Wire Facilities		-	-	-	-	-	-	-	-	-	-	-	-	-	-	-	-	-
3	Cat 1-Exch Line xWB	Direct	-	-	-	-	-	-	-	-	-	-	-	-	-	-	-	-	-
4	Inter PL & WATS	Direct	-	-	-	-	-	-	-	-	-	-	-	-	-	-	-	-	-
5	Inter PL & WATS	Direct	-	-	-	-	-	-	-	-	-	-	-	-	-	-	-	-	-
6	1.3 Jointly Used	Direct	1,255,046	-	-	-	-	-	-	-	-	-	-	-	-	-	-	-	-
7	Direct Assign-MSG	Direct	-	-	-	-	-	-	-	-	-	-	-	-	-	-	-	-	-
8	-PL	Direct	-	-	-	-	-	-	-	-	-	-	-	-	-	-	-	-	-
9	Total Category 1	Ln4, 8	1,255,046	-	-	-	-	-	-	-	-	-	-	-	-	-	-	-	-
Cat 2-WB & Exch Trunk																			
10	Ex Trk xWB - joint message	Direct	-	-	-	-	-	-	-	-	-	-	-	-	-	-	-	-	-
11	Ex Line WB - PL	Direct	-	-	-	-	-	-	-	-	-	-	-	-	-	-	-	-	-
12	WB Line - MSG	Direct	-	-	-	-	-	-	-	-	-	-	-	-	-	-	-	-	-
13	-PL	Direct	-	-	-	-	-	-	-	-	-	-	-	-	-	-	-	-	-
14	WB Trunk-PL	Direct	39,935	39,935	-	-	-	-	-	-	-	-	-	-	-	-	-	-	-
15	WB Trk Direct Assign-MSG	Direct	-	-	-	-	-	-	-	-	-	-	-	-	-	-	-	-	-
16	-PL	Direct	-	-	-	-	-	-	-	-	-	-	-	-	-	-	-	-	-
17	Total Category 2	Ln11, -16	39,935	39,935	-	-	-	-	-	-	-	-	-	-	-	-	-	-	-

CABLE AND WIRE FACILITIES

LINE	DESCRIPTION	SOURCE	INTERSTATE													
			JURIS TOTAL (a)	Chan Term (b)	Special Access CM-Facil (c)	CM-Facil (d)	Local Switching (e)	Dir Asst. (f)	Information Surcharge (g)	Equal Access (h)	Transmission Tandem Sw (i)	Carrier Common Line Pay (k)	BFP (l)	Record (m)	B&C Process (n)	Inter-exchange (o)
18	C&WF CAT 3-4 APPORTIONMENT															
19	Wideband:															
20	JT MSG-Access	Direct														
21	PL/TWX-Access	Direct														
22	Direct Assign-MSG	Direct														
23	-PL	Direct	7,132			7,132										
24	All Other															
25	JT MSG-Access	Direct	288,206													
26	PL/TWX-Access	Direct														
27	Joint TWX-IT	Direct														
28	Joint TWX-Remote	Direct														
29	Direct Assign-MSG Nonaccess	Direct														
30	-PL Nonaccess	Direct														
31	Total Category 3	Ln20..30	295,338			7,132										
32	Cat 4-Host/Remote															
33	Joint (W)WATS	Direct														
34	WATS-MSG	Direct														
35	-PL	Direct														
36	Direct Assign-MSG	Direct														
37	-PL	Direct														
38	Total Category 4	Ln33..37														
39	TOTAL CABLE & WIRE FACILITIES	Ln9+17+31+38	1,590,319	39,935		7,132									1,255,046	
40	Distribution of Line 39	Ln39/39a	100.0000%	2.5111%		0.4484%									78.9179%	

Rural Telephone Company - Idaho
 Study Area: 472236
 Study Year: 2007

AMORTIZABLE ASSETS

LINE	DESCRIPTION	SOURCE	INTERSTATE										Inter-exchange (c)				
			TOTAL (a)	JURIS (a)	Chan Term (b)	Special Access CM-Term (c)	CM-Facil (c)	Local Switching (e)	Dir Asst. (f)	Information Surcharge (g)	Equal Access (h)	Transport Tandem Sw (i)		Carrier Common Line Pay (k)	BFP (l)	Record (m)	Process (n)
APPORTIONMENT FACTORS																	
1	Land & Support Assets Distr	A-4 Ln13	100.0000%	100.0000%	11.4802%	0.1954%	0.2012%	25.7695%	-	25.7695%	-	-	-	-	-	-	-
2	2210 COE-Switch Distr	A-5 Ln29	100.0000%	100.0000%	-	-	-	100.0000%	-	-	-	-	-	-	-	-	-
3	2220 COE-Operator Distr	A-5 Ln18	100.0000%	100.0000%	35.2570%	0.6653%	-	-	-	-	-	-	-	-	-	-	-
4	2230 COE-Transmission Distr	A-5 Ln72	100.0000%	100.0000%	-	-	-	-	-	-	-	-	-	-	-	-	-
5	2310 IOT Distr	A-6 Ln15	100.0000%	100.0000%	-	-	-	-	-	-	-	-	-	-	-	-	-
6	2410 C&WF Distr	A-7 Ln40	100.0000%	100.0000%	2.5111%	-	0.4484%	-	-	-	-	-	-	-	-	-	-
7	GSP COE IOT C&WF Edr Ass (LS)	A-2 Ln53	100.0000%	100.0000%	11.4802%	0.1954%	0.2012%	25.7695%	-	-	-	-	-	-	-	-	-
TANGIBLE ASSETS APPORTIONMENT																	
8	2680 Intangible Assets - Cap Leases		-	-	-	-	-	-	-	-	-	-	-	-	-	-	-
9	2110 Land & Supt Assets	Ln9a*7	-	-	-	-	-	-	-	-	-	-	-	-	-	-	-
10	2210 COE-Switching	Ln10a*2	-	-	-	-	-	-	-	-	-	-	-	-	-	-	-
11	2220 COE-Operator	Ln11a*3	-	-	-	-	-	-	-	-	-	-	-	-	-	-	-
12	2230 COE-Transmission	Ln12a*4	-	-	-	-	-	-	-	-	-	-	-	-	-	-	-
13	2310 IOT	Ln13a*5	-	-	-	-	-	-	-	-	-	-	-	-	-	-	-
14	2410 C&WF	Ln14a*6	-	-	-	-	-	-	-	-	-	-	-	-	-	-	-
15	Not Classified by Account	Ln15a*7	11.825	11.825	1.358	23	24	3.047	-	-	-	-	-	-	-	-	-
16	Direct Assignment - Cap Leases	Ln16a*7	-	-	-	-	-	-	-	-	-	-	-	-	-	-	-
17	TOTAL CAPITAL LEASES	Ln9-16	11.825	11.825	1.358	23	24	3.047	-	-	-	-	-	-	-	-	-
18	Distribution of Line 17	Ln17/17a	-	-	11.4802%	0.1954%	0.2012%	25.7695%	-	-	-	-	-	-	-	-	-
TANGIBLE ASSETS APPORTIONMENT																	
19	2680 Tangible Assets - Lease Improve		-	-	-	-	-	-	-	-	-	-	-	-	-	-	-
20	2110 Land & Supt Assets	Ln20a*7	-	-	-	-	-	-	-	-	-	-	-	-	-	-	-
21	2210 COE-Switching	Ln21a*2	-	-	-	-	-	-	-	-	-	-	-	-	-	-	-
22	2220 COE-Operator	Ln22a*3	-	-	-	-	-	-	-	-	-	-	-	-	-	-	-
23	2230 COE-Transmission	Ln23a*4	-	-	-	-	-	-	-	-	-	-	-	-	-	-	-
24	2310 IOT	Ln24a*5	-	-	-	-	-	-	-	-	-	-	-	-	-	-	-
25	2410 C&WF	Ln25a*6	-	-	-	-	-	-	-	-	-	-	-	-	-	-	-
26	Not Classified by Account	Ln26a*7	-	-	-	-	-	-	-	-	-	-	-	-	-	-	-
27	Direct Assignment - Lease Improvements	Ln27a*7	-	-	-	-	-	-	-	-	-	-	-	-	-	-	-
28	TOTAL LEASEHOLD IMPROVEMENTS	Ln20-27	-	-	-	-	-	-	-	-	-	-	-	-	-	-	-
29	Distribution of Line 28	Ln28/28a	-	-	-	-	-	-	-	-	-	-	-	-	-	-	-
30	TOTAL TANGIBLE ASSETS	Ln17+28	11.825	11.825	1.358	23	24	3.047	-	-	-	-	-	-	-	-	-
31	Distribution of Line 30	Ln30/30a	-	-	11.4802%	0.1954%	0.2012%	25.7695%	-	-	-	-	-	-	-	-	-
INTANGIBLE ASSETS APPORTIONMENT																	
32	2680 Intangible Assets		-	-	-	-	-	-	-	-	-	-	-	-	-	-	-
33	Direct Assignment	Ln32a*7	-	-	-	-	-	-	-	-	-	-	-	-	-	-	-
34	TOTAL INTANGIBLE ASSETS	Ln32-33	-	-	-	-	-	-	-	-	-	-	-	-	-	-	-
35	Distribution of Line 34	Ln34/34a	-	-	-	-	-	-	-	-	-	-	-	-	-	-	-

TELECOMMUNICATIONS PLANT - OTHER ACCOUNTS

Rural Telephone Company - Idaho
 Study Area: 472233
 Study Year: 2007

LINE	DESCRIPTION	SOURCE	INTERSTATE		Local Switching (e)	Information Dir Asst (f)	Surcharge (g)	Equal Access (h)	Transmission (i)	Transport Tandem Sw (j)	Carrier Common Line		Record (m)	B&C Process (n)	Inter-exchange (o)
			JURIS TOTAL (a)	CM-Facil (c)							Chan Term (b)	Special Access CM-Term (c)			
APPORTIONMENT FACTORS															
1	GSF COE-IOT, CWF Gross Er Ac	A-2, Ln65	100.0000%	0.2012%	25.7695%	-	-	-	21.3008%	-	-	-	41.0501%	-	-
2	GSF COE-IOT, CWF Er Ac (LS)	A-2, Ln63	100.0000%	0.2012%	25.7695%	-	-	-	21.3008%	-	-	-	41.0501%	-	-
OTHER ACCOUNTS APPORTIONMENT															
3	2002 Prop Hld Fut Telecom Use	Ln3a*1	779	2	201	-	-	-	166	-	-	-	320	-	-
4	Direct Assignment	Ln4a*1	-	2	-	-	-	-	-	-	-	-	-	-	-
5	TOTAL PROP-HLD PUT TELECOM USE	Ln3.a	779	2	201	-	-	-	166	-	-	-	320	-	-
6	Distribution of Line 5	Ln3.4	100.0000%	0.2012%	25.7695%	-	-	-	21.3008%	-	-	-	41.0501%	-	-
7	2003 PRT Under Constr	Ln7a*1	28,392	57	7,574	-	-	-	6,261	-	-	-	12,065	-	-
8	Direct Assignment	Ln8a*1	-	57	-	-	-	-	-	-	-	-	-	-	-
9	TOTAL PRT UNDER CONSTR	Ln7.B	28,392	57	7,574	-	-	-	6,261	-	-	-	12,065	-	-
10	Distribution of Line 9	Ln9.6a	100.0000%	0.1954%	25.7695%	-	-	-	21.3008%	-	-	-	41.0501%	-	-
11	2005 Telecom Plant Adjust	Ln11a*2	-	-	-	-	-	-	-	-	-	-	-	-	-
12	Direct Assignment	Ln12a*2	-	-	-	-	-	-	-	-	-	-	-	-	-
13	TOTAL TELECOM PLANT ADJUST	Ln11..12	-	-	-	-	-	-	-	-	-	-	-	-	-
14	Distribution of Line 13	Ln13/13a	-	-	-	-	-	-	-	-	-	-	-	-	-
MISC ACCOUNTS APPORTIONMENT															
15	1402 Class B RTB Stock	Ln15a*2	-	-	-	-	-	-	-	-	-	-	-	-	-
16	1408 Deferred Charges	Ln15a*2	-	-	-	-	-	-	-	-	-	-	-	-	-
17	1220 Material & Supt xCPE	Ln16a*2	58,529	116	15,340	-	-	-	12,862	-	-	-	24,437	-	-
18	TOTAL MATERIALS AND SUPPLIES	Ln16..17	58,529	116	15,340	-	-	-	12,862	-	-	-	24,437	-	-
19	Cash Working Capital	Ln19a*2	80,205	157	20,689	-	-	-	17,087	-	-	-	32,924	-	-
EQUAL ACCESS INVEST APPORTIONMENT															
20	Equal Access Gross Investment	Direct	-	-	-	-	-	-	-	-	-	-	-	-	-
21	Equal Access Gross Investment - Direct Assignment	Direct	-	-	-	-	-	-	-	-	-	-	-	-	-
22	Accum Depreciation	Direct	-	-	-	-	-	-	-	-	-	-	-	-	-
23	Deferred Oper Inc Taxes	Direct	-	-	-	-	-	-	-	-	-	-	-	-	-
24	Unamortized Expenses	Direct	-	-	-	-	-	-	-	-	-	-	-	-	-
25	TOTAL EQUAL ACCESS INVESTMENT	Ln20-22-23-24	-	-	-	-	-	-	-	-	-	-	-	-	-
26	Distribution of Line 25	Ln25-25a	-	-	-	-	-	-	-	-	-	-	-	-	-
ALLOW/DISALLOW APPORTIONMENT															
27	Investment Allow/Disallowances	Ln27a*2	-	-	-	-	-	-	-	-	-	-	-	-	-
28	Direct Assignment	Ln28a*2	-	-	-	-	-	-	-	-	-	-	-	-	-
29	TOTAL INVEST ALLOW/DISALLOWANCES	Ln27..28	-	-	-	-	-	-	-	-	-	-	-	-	-

CERTAIN INCOME ACCOUNTS AND ADJUSTMENTS

Rural Telephone Company - Idaho
Study Area: 472233
Study Year: 2007

LINE	DESCRIPTION	SOURCE	INTERSTATE										Inter-exchange (c)		
			JURIS TOTAL (e)	Chan Term (b)	Special Access CM-Term (c)	CM-Facil (d)	Local Switching (e)	Dir Asst (f)	Information Surcharge (g)	Equal Access (h)	Transmission Tandem Sw (i)	Carrier Common Line Pay (k)		BFP (l)	Record (m)
APPORTIONMENT FACTORS															
1	GSP-COE-IOT-C&WF Er As (LS)	A-2LH63	100.0000%	11.4802%	0.1954%	0.2012%	25.7695%	-	-	21.3036%	-	-	41.0501%	-	-
2	GSP-COE-IOT-C&WF Er As Dir	A-2LH49	100.0000%	11.4802%	0.1954%	0.2012%	25.7695%	-	-	21.3036%	-	-	41.0501%	-	
3	COE-C&WF-IOT-xCCoLld Pay,B&C,X	A-2LH66	100.0000%	19.4745%	0.3314%	0.3413%	43.7143%	-	-	36.1384%	-	-	41.0501%	-	
4	2110 Support Assets Dir	A-2LH68	100.0000%	11.4802%	0.1954%	0.2012%	25.7695%	-	-	21.3036%	-	-	41.0501%	-	
5	COE Switching Dir	A-2LH29	100.0000%	-	-	-	100.0000%	-	-	-	-	-	-	-	
6	COE Switching Dir	A-2LH29	100.0000%	-	-	-	100.0000%	-	-	-	-	-	-	-	
7	2230 COE Transmission Dir	A-5LH22	100.0000%	35.2570%	0.6653%	-	-	-	-	44.8579%	-	-	19.2198%	-	
8	2310 IOT Dir	A-5LH15	100.0000%	-	-	-	-	-	-	-	-	-	-	-	
9	2410 C&WF Dir	A-7LH40	100.0000%	2.5111%	0.4484%	-	-	-	-	18.1226%	-	-	78.9179%	-	
10	2001 Tel Pk In Svc Dir	A-2LH15	100.0000%	11.4802%	0.1954%	0.2012%	25.7695%	-	-	21.3036%	-	-	41.0501%	-	
11	Net Telecom Plant Dir	A-2LH34	100.0000%	12.5264%	0.2050%	0.2971%	2.9349%	-	-	25.8279%	-	-	58.2087%	-	
12	4100 Net Cuf Op Inc Taxes	A-15.LH48	100.0000%	-	-	-	-	-	-	-	-	-	-	-	
13	Big Three Expenses Dir	A-3LH6	100.0000%	18.8775%	0.3397%	0.1204%	19.5469%	-	-	27.9932%	-	-	31.1646%	0.3045%	
OTHER INCOME APPORTIONMENT															
14	7100 Oth Op Inc & Expenses		1,605	184	3	3	414	-	-	342	-	-	659	-	
15	Alw Fds Used Dur Constr	Ln16a*1	4,177	480	8	8	1,076	-	-	890	-	-	1,715	-	
16	Contributions	Ln17a*1	-	-	-	-	-	-	-	-	-	-	-	-	
17	Abandoned Construction	Ln17a*1	-	-	-	-	-	-	-	-	-	-	-	-	
18	Direct Assignment	Ln18a*1	5,783	664	11	12	1,480	-	-	1,232	-	-	2,374	-	
19	TOTAL OTHER OPER INC & EXPENSES	Ln15..18													
20	Fixed Charges														
21	Interest Capital Leases	Ln21a*1	31,530	3,620	62	63	8,125	-	-	6,717	-	-	12,943	-	
22	Fixed Charges Excl Capital Leases	Ln22a*1	-	-	-	-	-	-	-	-	-	-	-	-	
23	Amortization of Debt Discount	Ln23a*1	-	-	-	-	-	-	-	-	-	-	-	-	
24	Other Interest	Ln24a*1	-	-	-	-	-	-	-	-	-	-	-	-	
25	TOTAL FIXED CHARGES	Ln21..24	31,530	3,620	62	63	8,125	-	-	6,717	-	-	12,943	-	
26	5240 Rent Revenues														
27	Support Assets	Ln27a*4	-	-	-	-	-	-	-	-	-	-	-	-	
28	COE-Switching	Ln28a*5	-	-	-	-	-	-	-	-	-	-	-	-	
29	COE-Operator	Ln29a*6	-	-	-	-	-	-	-	-	-	-	-	-	
30	COE-Transmission	Ln30a*7	-	-	-	-	-	-	-	-	-	-	-	-	
31	IOT	Ln31a*8	-	-	-	-	-	-	-	-	-	-	-	-	
32	C&WF	Ln32a*9	-	-	-	-	-	-	-	-	-	-	-	-	
33	Not Classified by Account	Ln33a*10	-	-	-	-	-	-	-	-	-	-	-	-	
34	UNCLASSIFIED NETWORK ELEMENTS														
35	Carrier Switching	Direct	-	-	-	-	-	-	-	-	-	-	-	-	
36	Carrier Switching	Direct	-	-	-	-	-	-	-	-	-	-	-	-	
37	Local Switching	Direct	-	-	-	-	-	-	-	-	-	-	-	-	
38	Local Switching	Direct	-	-	-	-	-	-	-	-	-	-	-	-	
39	Transport Termination	Direct	-	-	-	-	-	-	-	-	-	-	-	-	
40	SS7	Ln40a*7	-	-	-	-	-	-	-	-	-	-	-	-	
41	GSS	Ln41a*10	-	-	-	-	-	-	-	-	-	-	-	-	
42	Direct Assignment	Ln42a*10	-	-	-	-	-	-	-	-	-	-	-	-	
43	TOTAL RENT REVENUES	Ln27..42													
INCOME TAX ADJUST APPOINTMENT															
44	ITC Amortization - Federal	Ln44a*1	1,605	-	-	-	-	-	-	-	-	-	-	-	
45	ITC Amortization - State	Ln45a*1	4,177	-	-	-	-	-	-	-	-	-	-	-	
46	TOTAL ITC AMORTIZATION	Ln44..45	5,782	-	-	-	-	-	-	-	-	-	-	-	
47	Amortization of Excess Def Taxes	Ln47a*10	-	-	-	-	-	-	-	-	-	-	-	-	
48	Capitalized Payroll Taxes	Ln48a*2	-	-	-	-	-	-	-	-	-	-	-	-	
49	Direct Assignment	Ln49a*2	-	-	-	-	-	-	-	-	-	-	-	-	
50	TOTAL CAPITALIZED PAYROLL TAXES	Ln48..49													
51	Depreciation Adjustments	Ln51a*2	-	-	-	-	-	-	-	-	-	-	-	-	
52	Direct Assignment	Ln52a*2	-	-	-	-	-	-	-	-	-	-	-	-	
53	TOTAL DEPRECIATION ADJUSTMENTS	Ln51..52													
54	Uncollectibles - Joint Message	Ln54a*2	-	-	-	-	-	-	-	-	-	-	-	-	
55	Uncollectibles - End User CCL	Direct	-	-	-	-	-	-	-	-	-	-	-	-	
56	Uncollectibles - Interexchange Carrier	Ln56a*3	-	-	-	-	-	-	-	-	-	-	-	-	
57	TOTAL UNCOLLECTIBLES	Ln54..56													
58	Misc Inc Adjustments														
59	Inc Adj Inc on 6001	Ln59a*10	-	-	-	-	-	-	-	-	-	-	-	-	
60	Inc Adj Inc on 6003 Exp	Ln60a*11	-	-	-	-	-	-	-	-	-	-	-	-	
61	TOTAL MISC INC ADJUSTMENTS	Ln59..60													
62	Total Other Income and Tax adjustments	Ln19-25+43+46+47+50	37,312	4,284	73	75	9,615	-	-	7,949	-	-	15,317	-	
63	Distribution of Line 62	Ln62/62a	100.0000%	11.4802%	0.1954%	0.2012%	25.7695%	-	-	21.3036%	-	-	41.0501%	-	

PLANT SPECIFIC EXPENSES

LINE	DESCRIPTION	SOURCE	INTERSTATE										Inter-exchange (o)														
			JURIS TOTAL (e)	Chan Term (b)	Special Access CM-Term (c)	CM-Facil (d)	Local Switching (e)	Dir Asst (f)	Information Surcharge (g)	Equal Access (h)	Transport Tandem Sw (j)	Carrier Common Line Pay (k)		BFP (l)	Record (m)	Process (n)											
1	APPORTIONMENT FACTORS																										
2	1 GSF COE IOT C&WF EQ ACS (LS)	A-2,Ln63	100.0000%	11.4802%	0.1954%	0.2012%	25.7695%	-	-	-	-	-	-	-	-	-	-	-	-	-	-	-	-	-	-	-	
3	2 2110 Land & Support Assets Distr	A-4,Ln13	100.0000%	11.4802%	0.1954%	0.2012%	25.7695%	-	-	-	-	-	-	-	-	-	-	-	-	-	-	-	-	-	-	-	
4	3 2210 COE Switching Distr	A-2,Ln72	100.0000%	-	-	-	100.0000%	-	-	-	-	-	-	-	-	-	-	-	-	-	-	-	-	-	-	-	
5	4 2220 COE Operator Systems Distr	A-3,Ln16	100.0000%	35.2370%	0.6653%	-	-	-	-	-	-	-	-	-	-	-	-	-	-	-	-	-	-	-	-	-	
6	5 2230 COE Transmission Distr	A-3,Ln72	100.0000%	2.5111%	-	-	-	-	-	-	-	-	-	-	-	-	-	-	-	-	-	-	-	-	-	-	
7	PLANT SPECIFIC EXP APPORTIONMENT																										
8	1 6110 Network Support Expenses	Ln7a*1	9,164	1,052	18	18	2,361	-	-	-	-	-	-	-	-	-	-	-	-	-	-	-	-	-	-	-	
9	2 Direct Assignment	Ln7.b	9,164	1,052	18	18	2,361	-	-	-	-	-	-	-	-	-	-	-	-	-	-	-	-	-	-	-	
10	TOTAL NETWORK SUPPORT EXPENSES																										
11	10 6120 General Support Expenses	Ln10a*2	73,672	8,458	144	148	18,985	-	-	-	-	-	-	-	-	-	-	-	-	-	-	-	-	-	-	-	
12	1 Direct Assignment	Ln11a*2	-	-	-	-	-	-	-	-	-	-	-	-	-	-	-	-	-	-	-	-	-	-	-	-	
13	TOTAL GENERAL SUPPORT EXPENSES																										
14	13 6210 COE Switching Expenses	Ln13a*3	54,215	-	-	-	54,215	-	-	-	-	-	-	-	-	-	-	-	-	-	-	-	-	-	-	-	
15	Direct Assignment	Ln14a*3	-	-	-	-	-	-	-	-	-	-	-	-	-	-	-	-	-	-	-	-	-	-	-	-	
16	TOTAL COE SWITCHING EXPENSES																										
17	16 6220 COE Operator Systems Expenses	Ln16a*4	-	-	-	-	-	-	-	-	-	-	-	-	-	-	-	-	-	-	-	-	-	-	-	-	
18	Direct Assignment	Ln17a*4	-	-	-	-	-	-	-	-	-	-	-	-	-	-	-	-	-	-	-	-	-	-	-	-	
19	TOTAL COE OPERATOR SYS EXPENSES																										
20	19 6230 COE Transmission Expenses	Ln19a*5	198,773	70,434	1,329	-	-	-	-	-	-	-	-	-	-	-	-	-	-	-	-	-	-	-	-	-	
21	Direct Assignment	Ln20a*5	-	-	-	-	-	-	-	-	-	-	-	-	-	-	-	-	-	-	-	-	-	-	-	-	
22	TOTAL COE TRANSMISSION EXPENSES																										
23	22 6310 IOT Equip Expenses	Ln22a*18+21	253,987	70,434	1,329	-	54,215	-	-	-	-	-	-	-	-	-	-	-	-	-	-	-	-	-	-	-	
24	Direct	Ln23a*18	-	-	-	-	-	-	-	-	-	-	-	-	-	-	-	-	-	-	-	-	-	-	-	-	
25	Cat 1-Other IOT Eq Expenses	Ln24a*18	-	-	-	-	-	-	-	-	-	-	-	-	-	-	-	-	-	-	-	-	-	-	-	-	
26	Cat 2-Cust Prem Equip Exp	Ln25a*18	-	-	-	-	-	-	-	-	-	-	-	-	-	-	-	-	-	-	-	-	-	-	-	-	
27	TOTAL IOT EXPENSES																										
28	28 6410 C&WF Expenses	Ln28a*g	62,546	1,571	-	280	-	-	-	-	-	-	-	-	-	-	-	-	-	-	-	-	-	-	-	-	
29	Direct Assignment	Ln29a*g	-	-	-	-	-	-	-	-	-	-	-	-	-	-	-	-	-	-	-	-	-	-	-	-	
30	TOTAL C&WF EXPENSES																										
31	31 Pkt Spec Exp v/6110,6120	Ln22-27+30	316,534	72,004	1,329	280	54,215	-	-	-	-	-	-	-	-	-	-	-	-	-	-	-	-	-	-	-	
32	TOTAL PLANT SPEC OPER EXP	Ln28+12+31	396,369	81,514	1,491	447	75,661	-	-	-	-	-	-	-	-	-	-	-	-	-	-	-	-	-	-	-	
33	Distribution of Line 32	Ln32/32a	100.0000%	20.4107%	0.3733%	0.1120%	18.9201%	-	-	-	-	-	-	-	-	-	-	-	-	-	-	-	-	-	-	-	

PLANT NONSPECIFIC EXPENSES

Rural Telephone Company - Idaho
 Study Area: 472233
 Study Year: 2007

LINE	DESCRIPTION	SOURCE	INTERSTATE											Inter- exchange (G)		
			Chart Term (b)	Special Access Ckt-Term (c)	Chl-Fact (g)	Local Switching (e)	Dir Asst Surchage (g)	Equal Access (d)	Transmission (f)	Tandem Sw (j)	Carrier Common Line Pay (k)	Record (m)	Process (n)			
JURIS TOTAL																
			100.0000%				25.7695%									
1	COE-OT C&WF Distr	A-2 Ln8	100.0000%	0.1954%	0.2012%		25.7695%									41.0501%
2	2110 Sub Asst Distr	A-4 Ln8	100.0000%	0.1954%	0.2012%		25.7695%									41.0501%
3	2210 COE-Switching Distr	A-2 Ln72	100.0000%				100.0000%									
4	2220 COE-Operator Distr	A-5 Ln72														
5	2230 COE-Transmission Distr	A-5 Ln72														
6	2310 OT Distr	A-6 Ln15	100.0000%	0.6653%												19.2198%
7	2410 C&WF Distr	A-7 Ln40														
8	2001 Tel Pln In Svc Distr	A-2 Ln15	100.0000%	0.1954%	0.2012%	0.4484%	25.7695%									78.9179%
9	2002 Prop Hld Ft Tel Use Distr	A-2 Ln15	100.0000%	0.1954%	0.2012%		25.7695%									41.0501%
10	2860 Capital Leases Distr	A-8 Ln18	100.0000%	0.1954%	0.2012%		25.7695%									41.0501%
11	2860 Leasehold Improve Distr	A-8 Ln18	100.0000%	0.1954%	0.2012%		25.7695%									41.0501%
12	2860 Intangible Assets Distr	A-8 Ln29														
13	2005 Telecom Pk Adjustment	A-8 Ln35														
14	6510 PLANT NONSPEC EXP APPORTION	A-9 Ln14														
14	6510 Prop Plant & Eq Exp	Ln14a*1	564	65	1	1	145					120				232
15	Direct Asst	Ln14b*1	564	65	1	1	145					120				232
16	TOTAL OTH PRCP PLANT & EQ EXP	Ln14.15														
17	6530 Network Operations Exp	Ln17a*1	44,152	5,069	86	89	11,378					9,406				18,125
18	Direct Assignment	Ln18a*1														
19	TOTAL NETWORK OPERATIONS EXP	Ln17.18	44,152	5,069	86	89	11,378					9,406				18,125
20	6540 Access Expenses	Direct														
21	Access Expense x/Federal Support	Ln21														
22	Federal Support	Ln21.22														
23	TOTAL ACCESS EXPENSES	Ln21.22														
24	TOTAL ACCOUNTS 6510,6530,6540	Ln16-19+23	44,717	5,134	87	90	11,523					9,526				18,356
25	6560 Depr and Amort Expenses	Ln25a*2														
26	Depr-Int Assets	Ln26a*2	10,357	1,189	20	21	2,660					2,208				4,252
27	Depr-COE-Switching	Ln27a*3	11,991				11,991									
28	Depr-COE-Operator	Ln28a*4														
29	Depr-COE-Transmission	Ln29a*5	83,115	32,830	620							41,770				17,897
30	Depr-Info Orig/Term Equip	Ln30a*6														
31	Depr-Cable & Wire Fact	Ln31a*7	89,732	2,253		402						16,282				70,815
32	Depr-Prop Hld Ft Tel Use	Ln32a*9														
33	Amort-Capital Leases	Ln33a*10	356	41	1	1	92					76				146
34	Amort-Leasehold Improvements	Ln34a*11														
35	Amort-Intangible Assets	Ln35a*12														
36	Amort-Other	Ln36a*13														
37	TOTAL DEPR & AMORT EXPENSES	Ln26.36	205,552	36,313	640	424	14,752					60,314				93,109
38	TOTAL PLANT NONSPEC OPER EXP	Ln16-19+23+37	250,289	41,446	728	514	26,275					69,840				111,468
38	Distribution of Line 38	Ln38	100.0000%	16.5608%	0.2905%	0.2053%	10.4967%					27.9050%				44.5384%

CUSTOMER OPERATIONS EXPENSES

Rural Telephone Company - Idaho
Study Area: 472233
Study Year: 2007

LINE	DESCRIPTION FACTORS	SOURCE	INTERSTATE TOTAL (g)	Cham Term (b)	Special Access Cham Term (c)	Cham-Fault (d)	Local Switching (e)	Div Asst (f)	Information Surcharge (g)	Equal Access (h)	Transport Transmission (i)	Transport Transmission Sw (j)	Carrier Common Line Pay (k)	Record (m)	B&C Process (n)	Inter- exchange (o)
1	APPORTIONMENT FACTORS															
2	1 GSF COE IOT C&WF Eq Acc (LS)	A-2, Ln165	100.0000%	11.4802%	0.1954%	0.2012%	25.7685%	-	-	-	21.3038%	-	-	-	-	100.0000%
3	2 WSVS-Tel Oper Svc Pct	A-16, Ln17	100.0000%	-	-	-	-	-	-	-	-	-	-	-	-	-
4	3 Operator Services Under Contract Pct	A-16, Ln14	100.0000%	-	-	-	-	-	-	-	-	-	-	-	-	-
5	4 GSF COE IOT C&WF Eq Acc (LS CCL+)	A-2, Ln162	100.0000%	-	-	-	29.2426%	-	-	-	24.1747%	-	-	-	-	-
6	5 EU Services Order Contacts	A-16, Ln19	100.0000%	-	-	-	-	-	-	-	-	-	-	-	-	-
7	6 EU Payment & Collection	A-16, Ln24	100.0000%	-	-	-	-	-	-	-	-	-	-	-	-	-
8	7 EU Billing Inquiry Contacts	A-16, Ln29	100.0000%	-	-	-	-	-	-	-	-	-	-	-	-	-
9	8 IX Carrier Svc Order Contacts	A-16, Ln33	100.0000%	-	-	-	-	-	-	-	-	-	-	-	-	-
10	9 IX Carrier Payment & Collection	A-16, Ln37	100.0000%	-	-	-	-	-	-	-	-	-	-	-	-	-
11	10 IX Carrier Billing Inquiry Contacts	A-16, Ln41	100.0000%	-	-	-	-	-	-	-	-	-	-	-	-	-
12	11 Coin Collection	A-16, Ln45	100.0000%	-	-	-	-	-	-	-	-	-	-	-	-	-
12	MARKETING EXPENSES APPORTIONMENT															
13	12 8610 Marketing Expenses	Ln12a*1	8,373	981	16	17	2,158	-	-	-	1,784	-	-	-	-	-
14	13 8610 Marketing Expenses	Direct	8,373	981	16	17	2,158	-	-	-	1,784	-	-	-	-	-
15	14 8620 Marketing Expenses	Ln12, Ln13														
16	15 8620 Services Expenses															
17	16 Telephone Operator Service:															
18	17 Tel Operator Svc	Ln17a*2	-	-	-	-	-	-	-	-	-	-	-	-	-	-
19	18 Operator services under contract	Ln18a*3	-	-	-	-	-	-	-	-	-	-	-	-	-	-
20	19 Total Tel Oper Svc Exp	Ln17, Ln18	40	-	-	-	-	-	-	-	-	-	-	-	-	-
21	20 Published Direct Listings	Direct	40	-	-	-	-	-	-	-	-	-	-	-	-	-
22	21 All Other:															
23	22 Cat 1-LBOE EU Svc Ord Proc	Ln23a*4	4,194	-	-	-	1,226	-	-	-	1,014	-	-	-	-	-
24	23 PreSubscription	Ln24a*5	2,630	-	-	-	-	-	-	-	-	-	-	-	-	-
25	24 Other	Ln25a*6	-	-	-	-	-	-	-	-	-	-	-	-	-	-
26	25 Cat 1-LBOE EU P&C	Direct	-	-	-	-	-	-	-	-	-	-	-	-	-	-
27	26 -Other	Ln26a*6	3,881	-	-	-	-	-	-	-	-	-	-	-	-	-
28	27 Cat 1-LBOE EU BI	Direct	-	-	-	-	-	-	-	-	-	-	-	-	-	-
29	28 -CII	Ln28a*7	3,881	-	-	-	-	-	-	-	-	-	-	-	-	-
30	29 Cat 1-LBOE IXG SOP	Ln30a*8	-	-	-	-	-	-	-	-	-	-	-	-	-	-
31	30 Cat 1-LBOE IXG P&C	Ln31a*9	-	-	-	-	-	-	-	-	-	-	-	-	-	-
32	31 Cat 1-LBOE IXG BI	Ln32a*10	-	-	-	-	-	-	-	-	-	-	-	-	-	-
33	32 Cat 1-LBOE Coin Col - Limit	Ln33a*11	-	-	-	-	-	-	-	-	-	-	-	-	-	-
34	33 Cat 1-LBOE Coin Col - Limit	Ln34a*11	-	-	-	-	-	-	-	-	-	-	-	-	-	-
35	34 Total Cat 1-LBOE	Ln23, Ln34	14,586	-	-	-	1,226	-	-	-	1,014	-	-	-	-	-
35	35 Total															

CUSTOMER OPERATIONS EXPENSES

LINE	DESCRIPTION	SOURCE	INTERSTATE TOTAL (a)	Chn Term (b)	Special Access Chn Term (c)	Chn-Facil (d)	Local Switching (e)	Dir Asst (f)	Information Surcharge (g)	Equal Access (h)	Transmission (i)	Transport Facilem Sw (j)	Carrier Common Line Pay (k)	Record (m)	B&C (n)	Process (o)	Inter- exchange (p)
38	COE,CW&F,OT,XCCCL,LI, Pay,B&C,IX	A-2,LN68	100.0000%	19.4745%	0.3314%	0.3413%	43.7143%	-	-	-	38.1384%	-	-	-	-	-	-
SERVICES EXPENSES APPORTIONMENT																	
37	Cat 2-CSE Msg Proc		118	-	-	-	-	-	-	-	-	-	-	-	-	-	-
38	Joint Message	Direct	-	-	-	-	-	-	-	-	-	-	-	-	-	-	-
39	Direct Assignment	Direct	1,279	-	-	-	-	-	-	-	-	-	-	-	-	-	-
40	Cat 2-CSE Other B&C	Direct	226	-	-	-	-	-	-	-	-	-	-	-	-	-	-
41	Direct Assignment	Direct	4,867	16	17	17	2,128	-	-	-	1,759	-	-	-	-	-	-
42	End User Common Line	Ln43a-36	226	16	17	17	2,128	-	-	-	1,759	-	-	-	-	-	-
43	Cat 2-CSE CABS	Ln37, 43	6,490	-	-	-	-	-	-	-	-	-	-	-	-	-	-
44	Total Cat 2-CSE		100.0000%	96.6610%	1.6450%	1.6940%	15.8222%	-	-	-	15.9500%	-	-	-	-	-	-
45	Cat 2 Spec Asn Disr	Ln44/44a....d	21,115	948	16	17	3,354	-	-	-	2,773	-	-	-	-	-	-
46	Total 6620 X/Cat 3	Ln19-20-35+44	100.0000%	4.4885%	0.0764%	0.0787%	15.8842%	-	-	-	13.1314%	-	-	-	-	-	-
47	Distribution of Line 41	Ln46/46a	-	-	-	-	-	-	-	-	-	-	-	-	-	-	-
48	Cat 3-All Other CSE	Ln48a/47	740	33	1	1	118	-	-	-	97	-	-	-	-	-	-
49	Cat 3-Direct Assignment	Ln48a/47	740	33	1	1	118	-	-	-	97	-	-	-	-	-	-
50	Total All Other Cat 3	Ln48, 49	21,816	981	17	17	3,472	-	-	-	2,870	-	-	-	-	-	-
51	Total All Other-Cat 1,2,3	Ln35+44+50	21,855	981	17	17	3,472	-	-	-	2,870	-	-	-	-	-	-
52 TOTAL SERVICES EXPENSES																	
53	TOTAL 6610 & 6620 X/amounts	Ln12-18+19+22,25	16,921	948	16	17	2,128	-	-	-	1,759	-	-	-	-	-	-
54	allocated on GSP	+29-39+44	30,228	1,942	33	34	5,020	-	-	-	4,854	-	-	-	-	-	-
55	TOTAL CUSTOMER OPER EXPENSES	Ln14+52	100.0000%	6.4253%	0.1093%	0.1126%	18.6222%	-	-	-	15.3950%	-	-	-	-	-	-
56	Distribution of Line 54	Ln55/55a	-	-	-	-	-	-	-	-	-	-	-	-	-	-	-

CORPORATE OPERATIONS, TAXES, & EQUAL ACCESS EXPENSES

Rural Telephone Company - Idaho
 Study Area: 472233
 Study Year: 2007

LINE	DESCRIPTION	SOURCE	INTERSTATE										Int'l- exchange (o)			
			Chan Term (b)	Special Access CM Term (c)	CM-Fact (d)	Local Switching (e)	Dir Asst (f)	Information Surcharge (g)	Equal Access (h)	Transmission (i)	Transport Tandem Sw (j)	Carrier Common Line Pay (k)		BFP (l)	Record (m)	Process (n)
1	Big Three Expenses Dir	A-3, Ln6	100.0000%	0.3397%	0.1204%	19.5469%	-	0.0087%	-	27.9932%	-	31.1648%	-	1.8442%	0.3048%	
2	SF, COE, IOT, C&MF, Eq. Acc (LS)	A-2, Ln5	100.0000%	0.1984%	0.2012%	25.7695%	-	-	21.3035%	-	41.0501%	-	-	-	-	
3	Customer Operations Dir	A-13, Ln55	100.0000%	0.1366%	0.1126%	18.6223%	-	0.1366%	-	15.3950%	-	25.4789%	-	28.9373%	4.7827%	
CORP OPERATIONS EXP APPORTIONMENT																
4	Exec & Planning Expenses	Ln5a1	47.070	160	57	9.201	-	4	-	13.176	-	14.669	-	868	143	
5	All Other	Ln6a1	47.070	160	57	9.201	-	4	-	13.176	-	14.669	-	868	143	
6	Direct Assignment	Ln6a1	-	-	-	-	-	-	-	-	-	-	-	-	-	
7	TOTAL EXEC & PLANNING EXPENSES	Ln5.6	47.070	160	57	9.201	-	4	-	13.176	-	14.669	-	868	143	
8	Gen'l and Admin Expenses	Ln6a1	124.646	424	150	24.403	-	11	-	34.948	-	38.908	-	2,302	381	
9	All Other	Ln6a1	26.655	91	32	5.210	-	2	-	7.461	-	8.307	-	492	81	
10	Direct Assignment	Ln6.10	151.500	25.296	162	29.614	-	13	-	42.410	-	47.215	-	2,794	462	
11	TOTAL GEN'L & ADMIN EXPENSES	Ln7+11	198.571	37.088	239	39.814	-	17	-	55.596	-	61.884	-	3,662	605	
12	TOTAL CORPORATE OPER EXPENSES	Ln7+11	198.571	37.088	239	39.814	-	17	-	55.596	-	61.884	-	3,662	605	
13	Distribution of Line 12	Ln12/12a	100.0000%	0.3397%	0.1204%	19.5469%	-	0.0087%	-	27.9932%	-	31.1648%	-	1.8442%	0.3048%	
OPERATING TAXES APPORTIONMENT																
14	Operating Taxes	Ln15a2	118.303	231	238	30.486	-	-	-	25.203	-	48.563	-	-	-	
15	Federal Income Taxes	Ln16a2	118.303	231	238	30.486	-	-	-	25.203	-	48.563	-	-	-	
16	State & Local Income Taxes	Ln16a2	118.303	231	238	30.486	-	-	-	25.203	-	48.563	-	-	-	
17	OP FED, STATE, LOCAL TAXES	Ln16a2	118.303	231	238	30.486	-	-	-	25.203	-	48.563	-	-	-	
18	Allowances/Disallowances	Ln18a2	-	-	-	-	-	-	-	-	-	-	-	-	-	
19	Operating Taxes - Property	Ln19a2	38.737	76	78	9.992	-	-	-	8.252	-	15.901	-	-	-	
20	Operating Taxes - Other	Ln20a2	38.737	76	78	9.992	-	-	-	8.252	-	15.901	-	-	-	
21	Operating Taxes - Direct Assignment	Ln21a2	38.737	76	78	9.992	-	-	-	8.252	-	15.901	-	-	-	
22	TOTAL OPER TAXES XRT, L/S	Ln19.21	38.737	76	78	9.992	-	-	-	8.252	-	15.901	-	-	-	
23	Equal Access Expenses	Direct	1,236.173	-	-	381.489	-	-	-	298.842	-	575.842	-	-	-	
24	State Access/End User Revenue	Ln24a2	1,236.173	-	-	381.489	-	-	-	298.842	-	575.842	-	-	-	
25	State Access/End User Revenue	Direct	1,236.173	-	-	381.489	-	-	-	298.842	-	575.842	-	-	-	
26	Long Distance Message Revenue	Ln26a3	294	0	0	55	-	0	-	45	-	75	-	14		
27	Miscellaneous Operating Revenue	Ln27a3	294	0	0	55	-	0	-	45	-	75	-	14		
28	Other Operating Income	Ln28a3	294	0	0	55	-	0	-	45	-	75	-	14		
29	TOTAL OPERATING REVENUE	Direct	1,236.173	0	0	381.544	-	0	-	298.897	-	575.917	-	14		
30	EQUAL ACCESS EXP APPORTIONMENT	Direct	1,236.173	0	0	381.544	-	0	-	298.897	-	575.917	-	14		
EXPENSES ALLOW/DISALLOW APPORTION																
31	Expenses Allowances/Disallowances	Ln32a2	-	-	-	-	-	-	-	-	-	-	-	-	-	
32	Interest on Customer Deposits	Ln33a2	-	-	-	-	-	-	-	-	-	-	-	-	-	
33	Other Interest	Ln34a2	-	-	-	-	-	-	-	-	-	-	-	-	-	
34	Direct Assignment	Ln32.34	-	-	-	-	-	-	-	-	-	-	-	-	-	
35	TOTAL EXP ALLOW/DISALLOWANCES	Ln32.34	-	-	-	-	-	-	-	-	-	-	-	-	-	

Note 1: Allocated on the A-1

RESERVES AND DEFERRALS

Rural Telephone Company - Idaho
Study Area: 472233
Study Year: 2007

LINE	DESCRIPTION	SOURCE	INTERSTATE		Local Switching (e)	Information Dir Asst (f)	Surcharge (g)	Equal Access (h)	Transmission (i)	Transport Tandem Sw (j)	Carrier Common Line Pay (k)	BPP (l)	Record (m)	B&C Process (n)	Inter-exchange (o)
			JURIS TOTAL (a)	CM-Facil (b)											
1	2110 Support Assets Distr	A-4Ln8	100,000%	11,4802%	25,7695%	-	-	-	21,3036%	-	-	41,0501%	-	-	-
2	2210 COE Switching Distr	A-2Ln72	100,000%	0,1954%	100,0000%	-	-	-	-	-	-	-	-	-	-
3	2220 COE Operator Distr	A-5Ln16	100,000%	-	-	-	-	-	-	-	-	-	-	-	-
4	2230 COE Transmission Distr	A-5Ln72	100,000%	0,6653%	-	-	-	-	44,8579%	-	-	19,2196%	-	-	-
5	2310 IOT Distr	A-6Ln15	100,000%	2,5111%	-	-	-	-	18,1226%	-	-	78,9179%	-	-	-
6	2410 C&WF Distr	A-7Ln40	100,000%	11,4802%	25,7695%	-	-	-	21,3036%	-	-	41,0501%	-	-	-
7	GSF COE IOT,C&WF Eq Acc (LS)	A-2Ln63	100,000%	0,1954%	25,7695%	-	-	-	21,3036%	-	-	41,0501%	-	-	-
8	2680 Capital Leases Distr	A-8Ln18	100,000%	11,4802%	25,7695%	-	-	-	-	-	-	-	-	-	-
9	2680 Leasehold Improve Distr	A-8Ln29	100,000%	11,4802%	25,7695%	-	-	-	-	-	-	-	-	-	-
10	2005 Telecom PLI Adjustment	A-9Ln14	-	-	-	-	-	-	-	-	-	-	-	-	-
RESERVES & DEFERRALS APPORTIONMENT															
11	1500 Other Jur Assets - Net	Ln1a*7	-	-	-	-	-	-	-	-	-	-	-	-	-
12	3100 Accum Degr-Support Assets	Ln12a*1	234,888	26,977	60,355	-	-	-	50,060	-	-	96,462	-	-	-
13	-COE Switching	Ln13a*2	913,499	-	913,499	-	-	-	-	-	-	-	-	-	-
14	-COE Operator	Ln14a*4	642,481	226,520	-	-	-	-	288,203	-	-	123,484	-	-	-
15	-COE Transmission	Ln15a*4	-	4,275	-	-	-	-	-	-	-	-	-	-	-
16	-IOT	Ln16a*5	703,235	17,659	-	-	-	-	127,444	-	-	554,978	-	-	-
17	-C&WF	Ln17a*6	-	271,155	974,014	-	-	-	465,708	-	-	774,924	-	-	-
18	TOTAL ACCUMULATED DEPRECIATION	Ln12..17	2,494,182	4,734	3,628	-	-	-	-	-	-	-	-	-	-
19	3200 Accum Degr Property Held	Ln20a*7	-	-	-	-	-	-	-	-	-	-	-	-	-
20	For Future Telecom Use	Ln20a*7	-	-	-	-	-	-	-	-	-	-	-	-	-
21	3400 Accum Amort Tangible	Ln22a*8	5,452	626	1,405	-	-	-	1,161	-	-	2,238	-	-	-
22	Capital Leases	Ln23a*9	-	626	-	-	-	-	-	-	-	-	-	-	-
23	Leasehold Improv	Ln22..23	5,452	626	1,405	-	-	-	1,161	-	-	2,238	-	-	-
24	TOTAL ACCUMULATED AMORT-TANGIBLE	Ln25a*7	-	-	-	-	-	-	-	-	-	-	-	-	-
25	3500 Accum Amort-Intangible	Ln25a*7	-	-	-	-	-	-	-	-	-	-	-	-	-
26	3600 Accum Amort-Other	Ln26a*10	-	-	-	-	-	-	-	-	-	-	-	-	-
27	4040 Customer Deposits	Ln27a*7	1,929	221	487	-	-	-	411	-	-	782	-	-	-
28	Direct Assignment	Ln28a*7	-	221	-	-	-	-	-	-	-	-	-	-	-
29	TOTAL CUSTOMER DEPOSITS	Ln27..28	1,929	221	487	-	-	-	411	-	-	782	-	-	-

RESERVES AND DEFERRALS

Rural Telephone Company - Idaho
Study Area: 472233
Study Year: 2007

LINE	DESCRIPTION	SOURCE	INTERSTATE										Inter-exchange (C)				
			JURIS TOTAL (B)	Char Term (D)	Special Access Ckt-Term (C)	Chk-Fault (G)	Local Switching (E)	Dir Asst (F)	Information Surcharge (G)	Equal Access (C)	Transmission (I)	Transport Tandem Sw (J)		Carrier Common Line Pay (K)	Record (M)	Process (N)	
30	2110 Support Assets - Def	A-4, Ln8	100,000%	11.4802%	0.1954%	0.2012%	25.7695%	-	-	21.3036%	-	-	-	-	-	-	-
31	2210 COE Switching Distr	A-2, Ln72	100,000%	-	-	-	100,000%	-	-	-	-	-	-	-	-	-	-
32	2220 COE Operator Distr	A-5, Ln16	-	-	-	-	-	-	-	-	-	-	-	-	-	-	-
33	2230 COE Transmission Distr	A-5, Ln72	100,000%	35.2570%	0.6653%	-	-	-	-	44.8579%	-	-	-	-	-	-	-
34	2310 OT Distr	A-6, Ln15	100,000%	-	-	-	-	-	-	-	-	-	-	-	-	-	-
35	2410 C&WF Distr	A-7, Ln40	100,000%	2.5111%	-	0.4484%	-	-	-	18.1226%	-	-	-	-	-	-	-
36	2001 Tel Pln In Svc Distr	A-2, Ln15	100,000%	11.4802%	0.1954%	0.2012%	25.7695%	-	-	21.3036%	-	-	-	-	-	-	-
37	Big Three Expenses Distr	A-2, Ln16	100,000%	18.6775%	0.3397%	0.1204%	19.5468%	-	-	27.9932%	-	-	-	-	-	-	-
38	GSP, COE, IOT, C&WF, Eg. Acc (LS)	A-2, Ln63	100,000%	11.4802%	0.1954%	0.2012%	25.7695%	-	-	21.3036%	-	-	-	-	-	-	0.3046%
RESERVES & DEFERRALS APPORTIONMENT																	
39	4100 Net Cur Def Op Inc Taxes		-	-	-	-	-	-	-	-	-	-	-	-	-	-	-
40	Support Assets	Ln48a*30	-	-	-	-	-	-	-	-	-	-	-	-	-	-	-
41	COE Switching	Ln48a*31	-	-	-	-	-	-	-	-	-	-	-	-	-	-	-
42	COE Operator	Ln48a*32	-	-	-	-	-	-	-	-	-	-	-	-	-	-	-
43	COE Transmission	Ln48a*33	-	-	-	-	-	-	-	-	-	-	-	-	-	-	-
44	Int'l	Ln48a*34	-	-	-	-	-	-	-	-	-	-	-	-	-	-	-
45	C&WF	Ln48a*35	-	-	-	-	-	-	-	-	-	-	-	-	-	-	-
46	Not Classified by Account	Ln48a*36	-	-	-	-	-	-	-	-	-	-	-	-	-	-	-
47	TOTAL NET CUR DEF OP INC TAXES	Ln40, 46	-	-	-	-	-	-	-	-	-	-	-	-	-	-	-
48	Distribution of Line 48	Ln47/47a	-	-	-	-	-	-	-	-	-	-	-	-	-	-	-
49	4310 Other Long-Term Liabilities	Ln48a*38	-	-	-	-	-	-	-	-	-	-	-	-	-	-	-
50	4340 Net Noncurrent Def Taxes		-	-	-	-	-	-	-	-	-	-	-	-	-	-	-
51	Support Assets	Ln51a*30	-	-	-	-	-	-	-	-	-	-	-	-	-	-	-
52	COE Switching	Ln52a*31	-	-	-	-	-	-	-	-	-	-	-	-	-	-	-
53	COE Operator	Ln53a*32	-	-	-	-	-	-	-	-	-	-	-	-	-	-	-
54	COE Transmission	Ln54a*33	-	-	-	-	-	-	-	-	-	-	-	-	-	-	-
55	Into Orig/Term Equip	Ln55a*34	-	-	-	-	-	-	-	-	-	-	-	-	-	-	-
56	C&WF	Ln56a*35	-	-	-	-	-	-	-	-	-	-	-	-	-	-	-
57	Not Classified by Acct	Ln57a*36	148,136	17,008	289	298	38,174	-	-	31,558	-	-	-	-	-	-	-
58	TOTAL NET NONCURRENT DEF TAXES	Ln57a*36	148,136	17,008	289	298	38,174	-	-	31,558	-	-	-	-	-	-	-
59	4360 Other Deferred Credits-Net	Ln58a*38	-	-	-	-	-	-	-	-	-	-	-	-	-	-	-
60	4370 Other Juris Liabilities		-	-	-	-	-	-	-	-	-	-	-	-	-	-	-
61	& Deferred Credits - Net	Ln61a*38	-	-	-	-	-	-	-	-	-	-	-	-	-	-	-
62	ALLOW/DISALLOWANCES APPORTIONMENT		-	-	-	-	-	-	-	-	-	-	-	-	-	-	-
63	Accum Depr & Amort Allow/Disallow	Ln62a*38	-	-	-	-	-	-	-	-	-	-	-	-	-	-	-
64	Direct Assignment	Ln63a*38	-	-	-	-	-	-	-	-	-	-	-	-	-	-	-
64	TOTAL ACC DEPR/AMORT ALWDISALLOW	Ln62, 63	-	-	-	-	-	-	-	-	-	-	-	-	-	-	-

DISTRIBUTION FACTORS

LINE	DESCRIPTION	SOURCE	INTERSTATE TOTAL										Inter-exchange (e)												
			Chan Term (b)	Special Access CMA-Facility (c)	Local Switching (a)	Dir Asst (f)	Information Surcharge (g)	Equal Access (h)	Transmission (i)	Transport Tandem Sw (j)	Carrier Common Line BFP (l)	Record (m)		B&C Process (n)											
1	6820 Telephone Operator Services	Records	-	-	-	-	-	-	-	-	-	-	-	-	-	-	-	-	-	-	-	-	-	-	
2	S/W Work Seconds - Manual Boards	Records	-	-	-	-	-	-	-	-	-	-	-	-	-	-	-	-	-	-	-	-	-	-	-
3	SWS - Manual Boards %	Records	-	-	-	-	-	-	-	-	-	-	-	-	-	-	-	-	-	-	-	-	-	-	-
4	S/W Work Seconds - TSPS	Records	-	-	-	-	-	-	-	-	-	-	-	-	-	-	-	-	-	-	-	-	-	-	-
5	SWS - TSPS %	Records	-	-	-	-	-	-	-	-	-	-	-	-	-	-	-	-	-	-	-	-	-	-	-
6	S/W Work Seconds - Operators	Records	-	-	-	-	-	-	-	-	-	-	-	-	-	-	-	-	-	-	-	-	-	-	-
7	SWS - Operator %	Records	-	-	-	-	-	-	-	-	-	-	-	-	-	-	-	-	-	-	-	-	-	-	-
8	Operator Services Under Contract	Records	-	-	-	-	-	-	-	-	-	-	-	-	-	-	-	-	-	-	-	-	-	-	-
9	Transport	Records	-	-	-	-	-	-	-	-	-	-	-	-	-	-	-	-	-	-	-	-	-	-	-
10	Information	Records	-	-	-	-	-	-	-	-	-	-	-	-	-	-	-	-	-	-	-	-	-	-	-
11	Local Switching	Records	-	-	-	-	-	-	-	-	-	-	-	-	-	-	-	-	-	-	-	-	-	-	-
12	All Other	Records	-	-	-	-	-	-	-	-	-	-	-	-	-	-	-	-	-	-	-	-	-	-	-
13	Other	Records	-	-	-	-	-	-	-	-	-	-	-	-	-	-	-	-	-	-	-	-	-	-	-
14	Operator Services Under Contract %	Records	-	-	-	-	-	-	-	-	-	-	-	-	-	-	-	-	-	-	-	-	-	-	-
15	6820 Local Business Office	Records	-	-	-	-	-	-	-	-	-	-	-	-	-	-	-	-	-	-	-	-	-	-	-
16	EU Service Order Processing	Records	-	-	-	-	-	-	-	-	-	-	-	-	-	-	-	-	-	-	-	-	-	-	-
17	LEC's own Toll Service	Records	-	-	-	-	-	-	-	-	-	-	-	-	-	-	-	-	-	-	-	-	-	-	-
18	Concerning IXC's Toll service	Records	-	-	-	-	-	-	-	-	-	-	-	-	-	-	-	-	-	-	-	-	-	-	-
19	EU SOP Contact %	Records	-	-	-	-	-	-	-	-	-	-	-	-	-	-	-	-	-	-	-	-	-	-	-
20	EU Payment & Collection	Records	-	-	-	-	-	-	-	-	-	-	-	-	-	-	-	-	-	-	-	-	-	-	-
21	LEC's Own Toll Billing	Records	-	-	-	-	-	-	-	-	-	-	-	-	-	-	-	-	-	-	-	-	-	-	-
22	Billing on Behalf of IXC	Records	-	-	-	-	-	-	-	-	-	-	-	-	-	-	-	-	-	-	-	-	-	-	-
23	End User CCL Charges	Records	-	-	-	-	-	-	-	-	-	-	-	-	-	-	-	-	-	-	-	-	-	-	-
24	EU P&C %	Records	-	-	-	-	-	-	-	-	-	-	-	-	-	-	-	-	-	-	-	-	-	-	-
25	EU Billing Inquiry	Records	-	-	-	-	-	-	-	-	-	-	-	-	-	-	-	-	-	-	-	-	-	-	-
26	LEC's Own Toll Billing	Records	-	-	-	-	-	-	-	-	-	-	-	-	-	-	-	-	-	-	-	-	-	-	-
27	Billing on Behalf of IXC	Records	-	-	-	-	-	-	-	-	-	-	-	-	-	-	-	-	-	-	-	-	-	-	-
28	End User CCL Charges	Records	-	-	-	-	-	-	-	-	-	-	-	-	-	-	-	-	-	-	-	-	-	-	-
29	EU BI %	Records	-	-	-	-	-	-	-	-	-	-	-	-	-	-	-	-	-	-	-	-	-	-	-
30	IXC Service Order Contacts	Records	-	-	-	-	-	-	-	-	-	-	-	-	-	-	-	-	-	-	-	-	-	-	-
31	Msg Toll and Access Service	Records	-	-	-	-	-	-	-	-	-	-	-	-	-	-	-	-	-	-	-	-	-	-	-
32	Billing and Collection Service	Records	-	-	-	-	-	-	-	-	-	-	-	-	-	-	-	-	-	-	-	-	-	-	-
33	IXC SO Contact %	Records	-	-	-	-	-	-	-	-	-	-	-	-	-	-	-	-	-	-	-	-	-	-	-
34	IXC Billed Revenue	Records	-	-	-	-	-	-	-	-	-	-	-	-	-	-	-	-	-	-	-	-	-	-	-
35	Total Excluding B&C	Records	-	-	-	-	-	-	-	-	-	-	-	-	-	-	-	-	-	-	-	-	-	-	-
36	Billing and Collections	Records	-	-	-	-	-	-	-	-	-	-	-	-	-	-	-	-	-	-	-	-	-	-	-
37	IXC P&C %	Records	-	-	-	-	-	-	-	-	-	-	-	-	-	-	-	-	-	-	-	-	-	-	-
38	IXC Billing Inquiry Contacts	Records	-	-	-	-	-	-	-	-	-	-	-	-	-	-	-	-	-	-	-	-	-	-	-
39	Total Excluding B&C	Records	-	-	-	-	-	-	-	-	-	-	-	-	-	-	-	-	-	-	-	-	-	-	-
40	Billing and Collections	Records	-	-	-	-	-	-	-	-	-	-	-	-	-	-	-	-	-	-	-	-	-	-	-
41	IXC BI Contact %	Records	-	-	-	-	-	-	-	-	-	-	-	-	-	-	-	-	-	-	-	-	-	-	-
42	Public Telephone Revenue	Records	-	-	-	-	-	-	-	-	-	-	-	-	-	-	-	-	-	-	-	-	-	-	-
43	Limited Public Telephones	Records	-	-	-	-	-	-	-	-	-	-	-	-	-	-	-	-	-	-	-	-	-	-	-
44	Public Interest Paystations	Records	-	-	-	-	-	-	-	-	-	-	-	-	-	-	-	-	-	-	-	-	-	-	-
45	IXC BI Contact %	Records	-	-	-	-	-	-	-	-	-	-	-	-	-	-	-	-	-	-	-	-	-	-	-

SEPARATION INPUTS AND FEDERAL INCOME TAX ADJUSTMENT ANALYSIS

Line	Year	Source	Revenue Requirements													
			Total Special Access	Channel Termination	Special Access Channel Mileage Termination	Switched Access Information Surcharge	Local Switching (A)	Transport	Common Line Carrier Common Line	Non Access B&C IX	Dir Asst. Switched Access	Equal Access (h)	Transmission Tandem Sw (i)	Carrier Common Line Pay (k)	Record Process (n)	Inter-exchange (o)
1		Ln6+Ln9+Ln12	1,147,275	205,391	199,796	3,555	2,040	157,691	60	300,514	469,160	14,460				
2		A-1, Ln3	1,529,054	198,312						876,612						
3		A-1, Ln21	921,351	171,248						320,428	14,460					
4		A-1, Ln17	7,703	1,018						4,697						
5		A-1, Ln22	-	-						6,211						
6		Allocated Line Port Revenue Requirements	-	-						(6,211)						
7		Allocated TIC Revenue	-	-						10,708						
8		Total Expense & Other Taxes	929,053	176,954						342,044	14,460					
9		Income from Interest Charged to Construction	1,605	191						756	659					
10		Income Adjustment for FIT	83,231	10,577						28,161	44,472					
11		FIT Tax Credit	-	-						-	-					

LN	DESCRIPTION	SOURCE	TOTAL COMPANY	Chan Term (b)	Special Access CA-Term (c)	CA-Facil (d)	Local Switching (e)	Dir Asst. Switched Access (f)	Information Surcharge (g)	Equal Access (h)	Transmission Tandem Sw (i)	Carrier Common Line Pay (k)	Record Process (n)	Inter-exchange (o)
12	STEP A - Determine Effective Tax Rate		25.3900%											
13	Effective FIT Rate	A-1, Ln60/47	34.0300%											
14	Gross-up Factor	A-1, Ln5	172,019	21,456	352	503	7,059				44,030	98,619		
15	Return on Investment	A-1, Ln46-45	31,530	3,620	62	63	8,125				6,717	12,943		
16	Income Adjustment for FIT	A-1, Ln45	47,809	6,070	99	149	(363)				12,698	29,156		
17	FIT Amount at EC's Effective FIT Rate	(Ln14+15+16)*13+16												
18	STEP B - Determine EC's Tax Allowance based upon NECA Settlement System Calculation		36.0000%											
19	Gross-up Factor	Ln14-15-16	53,8482%	17,636	230	439	(1,066)				37,313	85,676		
20	FIT Base Amount		75,648	9,604	156	238	(574)				20,092	46,133		
21	STEP C - Gross up of Difference Between Effective Rate and Maximum Rate		27,839	3,534	57	87	(211)				7,394	16,977		
22	Difference in Income Tax Amounts	Ln17-20	51,701	6,564	107	162	(392)				13,732	31,529		
23	Amount to Be Reported as Income	Ln21/18	83,231	10,183	168	225	7,733				20,449	44,472		
24	STEP D - Verification of Line 12 Computation		47,809	6,070	99	149	(363)				12,698	29,156		
25	Interstate After Tax Income (A1, In. 20)		140,489											
26	Interstate FIT (A1, In. 45)		47,809											
	Adjustment:		188,298											
	(Ln 1 + Ln 2) * 0.35		51,701											

Adjustment by Pool:	FIT (1)	Adjustment (2)	Fixed Charges (3)	Misc. Income Adjustment (4)	Income Adj. (cols 2 + 3 - 4) (5)
Common Line	28,166	31,529	12,943	-	44,472
Traffic Sensitive - SW	12,335	19,339	1,942	-	28,691
Traffic Sensitive - SP	6,318	6,632	3,746	-	10,577
B&C	-	-	-	-	-
Total	47,809	51,701	31,530	-	83,231
Checksum		51,701			

Rural Telephone Company - Idaho
 Study Area: 472233
 Study Year: 2007

REVENUE REQUIREMENT SUMMARY

S-1

LINE	DESCRIPTION	SOURCE	INTERSTATE				INTRASTATE				LOCAL				
			TOTAL COMPANY (e)	MSG (b)	InterLATA (c)	PL (d)	InterLATA (e)	PL (f)	MSG (g)	InterLATA (h)	PL (i)	MSG (j)	InterLATA (k)	PL (l)	User Defined (m)
1	Net Telecom Plant	Ln46	4,742,317	1,352,270	176,783	-	-	105,385	-	1,073,987	7,219	226,417	-	-	1,800,255
2	Rate Base Adjustment #1	Records	-	-	-	-	-	-	-	-	-	-	-	-	-
3	RATE BASE	Ln1-2	4,742,317	1,352,270	176,783	-	-	105,385	-	1,073,987	7,219	226,417	-	-	1,800,255
4	Rate of Return	Records	8.0315%	11.2500%	11.2500%	11.2500%	11.2500%	6.5000%	6.5000%	6.5000%	6.5000%	6.5000%	6.5000%	6.5000%	6.5000%
5	RETURN ON RATE BASE	Ln34	380,881	152,130	19,888	-	-	6,950	-	89,809	469	14,717	-	-	117,017
6	Return Adjustment #1	Records	-	-	-	-	-	-	-	-	-	-	-	-	-
7	NET RETURN	Ln5-6	380,881	152,130	19,888	-	-	6,950	-	89,809	469	14,717	-	-	117,017
8	Fixed Charges	Ln24	-	-	-	-	-	-	-	-	-	-	-	-	-
9	Amortization of Excess Def Taxes	Ln47	99,561	27,767	3,762	-	-	2,265	-	23,037	155	4,863	-	-	37,711
10	Capitalized Payroll Taxes	Ln50	-	-	-	-	-	-	-	-	-	-	-	-	-
11	Depreciation Adjustment	Ln53	-	-	-	-	-	-	-	-	-	-	-	-	-
12	FIT Allowances/Disallowances	Ln22	-	-	-	-	-	-	-	-	-	-	-	-	-
13	Inc Adj Alloc on 2001	Ln59+60	-	-	-	-	-	-	-	-	-	-	-	-	-
14	Inc Adj Alloc on Big 3 Exp	Ln61+62	-	-	-	-	-	-	-	-	-	-	-	-	-
15	Total Misc Inc Adjustment	Ln63	-	-	-	-	-	-	-	-	-	-	-	-	-
16	AFTER TAX INCOME	Note 1	281,320	124,363	16,126	-	-	4,955	-	46,772	314	9,854	-	-	79,305
17	State Income Tax	Ln52 or S-14, Ln20	-	-	-	-	-	-	-	-	-	-	-	-	-
18	State ITC Amortization	Ln45	15,424	6,819	884	-	-	251	-	2,564	17	540	-	-	4,348
19	Federal Income Tax	Ln43	95,734	42,321	5,488	-	-	1,560	-	15,917	107	3,353	-	-	26,988
20	Federal ITC Amortization	Ln44	-	-	-	-	-	-	-	-	-	-	-	-	-
21	Operating Expenses & Taxes	Ln17	2,154,625	788,771	132,579	-	-	42,227	-	448,200	3,634	102,660	-	-	636,233
22	Nonoperating Expenses	S-10, Ln17+18	-	-	-	-	-	-	-	-	-	-	-	-	-
23	Uncollectibles	Ln57	(114)	-	-	-	-	-	-	-	-	-	-	-	(114)
24	Other Adjustments (Net RR)	Records	-	-	-	-	-	-	-	-	-	-	-	-	-
25	NET REVENUE REQUIREMENT	Ln7+17, 23-24	2,646,550	990,042	158,839	-	-	51,169	-	536,491	4,227	121,291	-	-	784,472
26	Gross Receipts Tax	Note 2	-	-	-	-	-	-	-	-	-	-	-	-	-
27	7340 Aw Fds Used Dur Constr	Ln15	4,124	1,415	191	-	-	83	-	841	8	196	-	-	1,391
28	REVENUE REQUIREMENT	Ln25+26-27	2,642,426	988,627	158,649	-	-	51,106	-	535,649	4,219	121,095	-	-	783,081
29	Distribution of Line 3c	Ln28/28a	100,000%	37,413.6%	6,003.9%	-	-	1,934.1%	-	20,271.1%	0.1587%	4,582.7%	-	-	28,534.9%
			INCOME TAXES												
30	Net Return	Ln7	380,881	152,130	19,888	-	-	6,950	-	89,809	469	14,717	-	-	117,017
31	Fixed Charges	Ln8	-	-	-	-	-	-	-	-	-	-	-	-	-
32	Amortization of Excess Deferred Taxes	Ln9	99,561	27,767	3,762	-	-	2,265	-	23,037	155	4,863	-	-	37,711
33	Capitalized Payroll Taxes	Ln10	-	-	-	-	-	-	-	-	-	-	-	-	-
34	Depreciation Adjustment	Ln11	-	-	-	-	-	-	-	-	-	-	-	-	-
35	FIT Allowances/Disallowances	Ln12	-	-	-	-	-	-	-	-	-	-	-	-	-
36	Inc Adj Alloc on 2001	Ln13	-	-	-	-	-	-	-	-	-	-	-	-	-
37	Inc Adj Alloc on Big 3 Exp	Ln14	-	-	-	-	-	-	-	-	-	-	-	-	-
38	Federal ITC Amortization	Ln44	-	-	-	-	-	-	-	-	-	-	-	-	-
39	Total Income Adjustments	Ln31+35, 37	99,561	27,767	3,762	-	-	2,265	-	23,037	155	4,863	-	-	37,711
40	Federal Taxable Income	Ln30-39 Gross Up	377,054	166,684	21,614	-	-	6,145	-	62,689	421	13,207	-	-	106,293
41	Federal Income Tax	25.3900%	95,734	42,321	5,488	-	-	1,560	-	15,917	107	3,353	-	-	26,988
42	Federal Sur-Tax Allocation	Records	-	-	-	-	-	-	-	-	-	-	-	-	-
43	Net Federal Income Tax	Ln41-42-38	95,734	42,321	5,488	-	-	1,560	-	15,917	107	3,353	-	-	26,988
44	Net Return	Ln30	380,881	152,130	19,888	-	-	6,950	-	89,809	469	14,717	-	-	117,017
45	Fixed Charges	Ln31	-	-	-	-	-	-	-	-	-	-	-	-	-
46	Other SIT Adjustments	Records	99,561	27,767	3,762	-	-	2,265	-	23,037	155	4,863	-	-	37,711
47	Federal Income Tax	Ln41	95,734	42,321	5,488	-	-	1,560	-	15,917	107	3,353	-	-	26,988
48	State Taxable Income	Ln44-47 Gross Up	392,478	173,503	22,499	-	-	6,397	-	65,254	438	13,747	-	-	110,641
49	State Income Tax	3.9300%	15,424	6,819	884	-	-	251	-	2,564	17	540	-	-	4,348
50	State Sur-Tax Allocation	Records	-	-	-	-	-	-	-	-	-	-	-	-	-
51	State ITC Amortization	Ln45	-	-	-	-	-	-	-	-	-	-	-	-	-
52	Net State Income Tax	Ln49-50-51	15,424	6,819	884	-	-	251	-	2,564	17	540	-	-	4,348

SEPARATED TELECOMMUNICATIONS PLANT SUMMARY

S-2

LINE	DESCRIPTION	SOURCE	INTERSTATE TOLL			INTRASTATE TOLL			LOCAL					
			MSG (a)	InterLATA (b)	PL (c)	MSG (d)	InterLATA (e)	PL (f)	MSG (g)	InterLATA (h)	PL (i)	EAS (j)	User Defined (k)	Other (l)
1	2110 Land & Support Assets	.Ln13	1,161,791	396,562	53,716	-	23,286	-	236,984	2,216	55,136	-	-	391,890
2	2210 COE-Switching	.Ln36	1,074,658	813,459	-	-	-	-	-	-	-	-	-	161,199
3	2220 COE-Operator	.Ln23	2,183,728	667,014	373,932	-	49,607	-	508,217	4,256	180,566	-	-	400,136
4	2230 COE-Transmission	.Ln76	5,847,126	1,543,253	47,066	-	132,897	-	1,349,140	13,113	251,565	-	-	2,510,093
5	2310 Info Orig/Term Equip	.Ln11	9,105,512	3,123,728	420,998	-	182,504	-	1,857,327	17,369	432,131	-	-	3,071,427
6	2410 CRAWF	.Ln2,6	100,000.00%	34,305.99%	4,623.6%	-	2,004.3%	-	20,398.2%	0.1907%	4,745.8%	-	-	3,731.6%
7	Total COE, IOT, CRAWF	.Ln77/a												
8	Distribution of Line 7	.Ln22												
9	Equal Access - Investment	.Ln31	30,376	10,421	1,404	-	609	-	6,186	58	1,442	-	-	10,246
10	2680 Tangible Assets	.Ln10	10,297,678	3,532,710	476,118	-	206,399	-	2,100,537	19,643	488,709	-	-	3,473,563
11	TELECOM PLT IN SVC-EXCL 2690	.Ln17+9+10	100,000.00%	34,305.99%	4,623.6%	-	2,004.3%	-	20,398.2%	0.1907%	4,745.8%	-	-	3,731.6%
12	Distribution of Line 11	.Ln11/11a												
13	2690 Intangible Assets	.Ln35	10,297,678	3,532,710	476,118	-	206,399	-	2,100,537	19,643	488,709	-	-	3,473,563
14	2001 TELECOM PLANT IN SVC	.Ln11+13	100,000.00%	34,305.99%	4,623.6%	-	2,004.3%	-	20,398.2%	0.1907%	4,745.8%	-	-	3,731.6%
15	Distribution of Line 14	.Ln14/14a												
16	2110 Land Assets	.Ln12	10,297,678	3,532,710	476,118	-	206,399	-	2,100,537	19,643	488,709	-	-	3,473,563
17	2001 TPIS x/Land	.Ln 14-16	100,000.00%	34,305.99%	4,623.6%	-	2,004.3%	-	20,398.2%	0.1907%	4,745.8%	-	-	3,731.6%
18	Distribution of Line 17	.Ln17/17a												
19	2002 Prop Hid Fut Telecom Use	.Ln6	2,000	686	82	-	40	-	408	4	85	-	-	675
20	2003 Plant Under Construction	.Ln10	75,500	25,901	3,491	-	1,513	-	15,401	144	3,583	-	-	25,467
21	2005 Telecom Plant Adjustment	.Ln14	10,375,178	3,559,297	479,702	-	207,952	-	2,116,345	19,790	492,387	-	-	3,499,705
22	TOTAL TELECOM PLANT	.Ln14+18,21												
23	1220 Materials and Supplies	.Ln20	218,872	57,788	1,762	-	4,975	-	50,502	481	9,417	-	-	93,959
24	1500 Other Juris Assets-Net	.Ln14	5,618,390	2,204,053	290,109	-	100,796	-	1,026,374	12,396	259,303	-	-	1,725,359
25	3100 Accumulated Depreciation	.Ln28												
26	Equal Access - Accum Depreciation	.Ln24												
27	3200 Acc Dep-Hld for Fut Use	.Ln30												
28	3400 Accum Amort-Tangible	.Ln31,32												
29	3500 Accum Amort-Intangible	.Ln33												
30	3600 Accum Amort-Other	.Ln34												
31	4100 Net Cur Def Op Inc Taxes	.Ln46												
32	4340 Noncur Def Oper Inc Tax	.Ln68												
33	Equal Access - Deferred Oper Inc Taxes	.Ln25												
34	4360 Other Deferred Credits-Net	.Ln67												
35	4370 Other Jur Liab & Def Credits-Net	.Ln69												
36	NET TELECOM PLANT	.Ln22+23-24,35	4,691,131	1,277,665	173,113	-	104,223	-	1,059,998	7,133	223,777	-	-	1,735,224
37	Distribution of Line 36	.Ln36/36a	100,000.00%	27,889.7%	3,778.6%	-	2,275.0%	-	23,138.3%	0.1557%	4,884.8%	-	-	37,877.6%
38	1402 Rural Tel Bank Stock	.Ln16												
39	Cash Working Capital	.Ln21	166,142	76,306	3,900	-	1,262	-	15,002	96	2,875	-	-	66,702
40	Equal Access - Unamortized Expenses	.Ln26												
41	Investment Allow/Disallow	.Ln31												
42	Accum Dep/Amort Allow/Disallow F	.Ln72												
43	4040 Customer Deposits	.Ln37												
44	4310 Other Long-Term Liab.	.Ln57												
45	Other Telecom PI Adjust	Records												
46	NET TELECOM PLT & OTH RATE BASE ITEMS	A+B, F+I, (G+H)	4,742,317	1,352,270	176,783	-	105,385	-	1,073,987	7,219	226,417	-	-	1,800,265
47	Distribution of Line 46	.Ln46/46a	100,000.00%	28,516.0%	3,727.6%	-	2,222.2%	-	22,648.9%	0.15222%	4,774.4%	-	-	37,951.6%

SEPARATED EXPENSE SUMMARY

LINE	DESCRIPTION	SOURCE	INTERSTATE TOLL			INTRA-STATE TOLL			LOCAL					
			TOTAL COMPANY (a)	MSG (b)	IntraLATA PL (c)	MSG (d)	IntraLATA PL (e)	MSG (f)	InterLATA PL (g)	MSG (h)	IntraLATA PL (i)	EAS (j)	User Defined (k)	Other (l)
1	Plt Spec Exp Accts 6210.6220													
2	6230.6310.6410													
3	PI Nonspec Account 6530													
4	Cust Oper Accts 6610.6620													
5	TOTAL BIG THREE EXPENSES													
6	Distribution of Line 5													
7	Plant Specific Expenses													
8	Customer Operations Expenses													
9	Corporate Operations Expenses													
10	17300 Contributions													
11	TOTAL OPERATING EXPENSES													
12	Distribution of Line 11													
13	Operating Taxes													
14	Equal Access Expenses													
15	Expense Allowances/Disallowances													
16	5240 Rent Revenues													
17	TOTAL OPERATING EXP & TAXES													
18	Distribution of Line 17													
19	Total Depr & Amort													
20	Fixed Charges													
21	Total Operating Revenue													
22	Total Operating Expense & Taxes													
23	Uncollectible Revenue													
24	Fixed Charges													
25	Income Adjustments													
26	Net Income													
27	Distribution of Line 26													
28	TOTAL CASH OPER EXPENSES													
29	Distribution of Line 28													
INCOME TAX CALCULATION														
31	Other Operating Income													
32	AFUDC													
33	Operating Revenue													
34	Uncollectible Revenue													
35	Income Effect Jurisdictional Difference													
36	IRS Income Adjustment													
37	TOTAL REVENUE & OTHER INCOME													
38	Contributions													
39	Operating Expenses													
40	Operating Taxes													
41	Fixed Charges													
42	TOTAL OPERATING EXPENSES													
43	State Taxable Income													
44	State Income Tax													
45	Federal Taxable Income													
46	Federal Income Tax													
47	Amortization of Investment Tax Credit													
48	Federal Income Tax													

Rural Telephone Company - Idaho
 Study Area: 472233
 Study Year: 2007

S-4

GENERAL SUPPORT FACILITIES

LINE	DESCRIPTION	SOURCE	INTERSTATE TOLL			INTRASTATE TOLL			LOCAL					
			MSG (b)	PL (c)	IntraLATA (d)	MSG (e)	PL (f)	IntraLATA (g)	MSG (h)	PL (i)	IntraLATA (j)	User Defined (k)	Other (l)	
1	Carrier Classification	Records												
2	Big Three Expenses Distr	Ln6												
3	Total COE, IOT, CRMF, Distr	Ln8	38,980%	6,472%	4,623%									
	LAND & SUPPORT ASSETS SEPARATION		34,305%	4,623%										
4	2110 Land & Support Assets	Note 1	398,582	53,716										
5	Support Assets-JoinrX/GSF - B&C	Note 1												
6	General Support Facilities - B&C	Direct												
7	Direct Assignment	Ln5,7	398,582	53,716										
8	Total Support Assets	Ln8/8a	34,305%	4,623%										
9	Distribution of Line 8													
10	Land	Note 1												
11	Direct Assignment	Direct												
12	Total Land	Ln10,11	398,582	53,716										
13	TOTAL LAND & SUPPORT ASSETS	Ln8+12	34,305%	4,623%										
14	Distribution of Line 13	Ln13/13a												
	TOTAL COMPANY	(b)	1,161,791			23,286		23,286	2,004%		23,286		2,004%	
			100.0000%			1,9050%		1,9050%	2.0043%		1,9050%		2.0043%	
			100.0000%											
			1,161,791			236,984		236,984	0.1907%		236,984		0.1907%	
			100.0000%			20.6134%		20.3982%	0.1907%		20.6134%		0.1907%	
			1,161,791			55,136		55,136	4.7458%		55,136		4.7458%	
			100.0000%			4.5027%		4.7458%	4.7458%		4.5027%		4.7458%	
			1,161,791											381,980
			100.0000%											27.3971%
			1,161,791											33.7315%
			100.0000%											33.7315%

Note 1: If Carrier Classification = A, then
 Ln8a'2, Ln8a'3, Ln10a'2, Ln10a'3

Note 1: If Carrier Classification = A, then
 Ln8a'2, Ln8a'3, Ln10a'2, Ln10a'3

Rural Telephones Company - Idaho
 Study Area: 472233
 Study Year: 2007

CENTRAL OFFICE EQUIPMENT

LINE	DESCRIPTION	SOURCE	INTERSTATE TOLL		INTRASTATE TOLL		LOCAL												
			MSG (c)	PL (e)	MSG (f)	PL (g)	MSG (h)	PL (i)	User Defined (k)	Other (l)									
1	WSWS Pct-Switchboards	Records																	
2	WSWS Pct-Directory Assistance	Records																	
3	Sub Line MOU Pct	Records																	
4	SOB Toll MOU Pct	Records																	
5	WSWS Pct-TSPS Oper Position	Records																	
6	Real Processor Time Pct-RTA	Records																	
7	Real Processor Time Pct-TSPS	Records																	
8	REL MOU's - Tandem Switching	Records																	
9	Trans Measured DEM Pct	Records																	
10	CODE CATEGORIES 1-3 SEPARATION																		
11	2220 Operator Systems																		
12	Cat 1-Operator Systems																		
13	Loc Toll/DSA/DSB and																		
14	Traffic Switchboards																		
15	Aux-Direct Assist																		
16	Aux-Intercept																		
17	JT Exch & Toll SOB																		
18	TSPS-Oper Position																		
19	TSPS-RTA																		
20	TSPS-Other																		
21	Direct Assignment																		
22	Total Cat 1																		
23	Distribution of Line 21																		
24	TOTAL COE-OPERATOR																		
25	2210 Central Office Switching																		
26	Cat 2-Tandem Switching																		
27	Direct Assignment																		
28	Total Cat 2																		
29	Distribution of Line 28																		
30	Cat 3-Local Switching - TS																		
31	Cat 3-Local Switching - NTS																		
32	Direct Assignment																		
33	Total Cat 3																		
34	Distribution of Line 34																		
35	TOTAL COE-SWITCHING																		
36	Distribution of Line 36																		
37	Distribution of Line 36																		
TOTAL COMPANY		(a)	45.8650%	3.1110%	31.8750%														
			100.0000%	100.0000%	100.0000%														
			1,074,658	913,459	913,459														
			1,074,658	913,459	913,459														
			100.0000%	85.0000%	100.0000%														
			1,074,658	913,459	913,459														
			100.0000%	85.0000%	100.0000%														

Rural Telephone Company - Idaho
 Study Area: 472233
 Study Year: 2007

CENTRAL OFFICE EQUIPMENT

9-5
 Sheet 2 of 3

SEPARATIONS FACTORS	INTERSTATE TOLL				INTRASTATE TOLL				LOCAL					
	TOTAL COMPANY (e)	InterLATA (c)	PL (c)	MSG (g)	IntraLATA (g)	PL (e)	MSG (f)	PL (g)	InterLATA (g)	MSG (h)	PL (i)	EAS (j)	User Defined (k)	Other (l)
38 WB Line														
39 Ex Trk WB														
40 REL MOUs - Exchange Trunk														
41 Gross Allocator (Trans SPF)														
42 COE Cat 4.21-Fun to Others Pct	100.0000%	25.0000%					2.2230%			22.7770%				50.0000%
43 Interexchange Trk WB														
COE CATEGORY 4 SEPARATION														
44 2330 Central Office - Transmission														
45 Cat 4.1-Exchange Circuit														
46 4.11 Wideband-Line														
47 Direct Assignment	389,098				367,006									2,092
48 4.12 Exch Trunk - EAS	180,568											180,568		
49 Ex Trk xWB - Basic														
50 Ex Trk xWB - Basic DA														
51 Ex Trk WB														
52 Exch Trk WB - Direct Assignment														
53 4.13 Ex Line xWB														
54 Joint MSG	800,273	200,068					17,790			182,278				400,136
55 PL & Local														
56 Direct Assignment - Basic/Special														
57 Cat 4.2-Interexchange														
58 4.21 Furn to Others														
59 4.22 Wideband														
60 Joint MSG														
61 PL														
62 Direct Assignment	9,090	6,928												2,164

LINE	DESCRIPTION	SOURCE	INTERSTATE TOLL				INTRASTATE TOLL				LOCAL				
			TOTAL COMPANY (a)	Joint MSG (b)	InterLATA (c)	PL (g)	IntraLATA (g)	PL (e)	MSG (f)	PL (g)	InterLATA (g)	MSG (h)	PL (i)	EAS (j)	User Defined (k)
63	COE Cat 4.13 Working Loops	Records	788.5	788.5											
64	COE Cat 4.13 Assigned Invest	Note 1	800,273	800,273											

Note 1: Cost per loop = 1,044.0608

Rural Telephone Company - Idaho
 Study Area: 472233
 Study Year: 2007

CENTRAL OFFICE EQUIPMENT

S-5
 Sheet 3 of 3

SEPARATIONS FACTORS	INTERSTATE TOLL			INTRASTATE TOLL			LOCAL				
	TOTAL COMPANY (a)	InterLATA (b)	IntraLATA (c)	MSG (d)	PL (e)	IntraLATA (f)	MSG (g)	PL (h)	EAS (i)	User Defined (k)	Other (l)
65 Conversation Minutes Per Hour/Remote MOU/Miles Per Hour	100.0000%	56.8200%	-	-	-	-	3.8900%	-	-	-	-
67 4.23 All Other	824,702	465,946	-	-	-	31,817	-	-	-	-	-
68 Joint MSG	-	-	-	-	-	-	-	-	-	-	-
69 PL, TWX & Local	-	-	-	-	-	-	-	-	-	-	-
70 Direct Assignment - Nonaccess	-	-	-	-	-	-	-	-	-	-	-
71 Cat 4.3-Host/Remote MSG	-	-	-	-	-	-	-	-	-	-	-
72 Joint (w/WATS)	-	-	-	-	-	-	-	-	-	-	-
73 WATS	-	-	-	-	-	-	-	-	-	-	-
74 Direct Assignment	-	-	-	-	-	-	-	-	-	-	-
75 Total Cat 4	2,183,728	687,014	373,932	-	-	49,607	-	-	180,586	-	400,136
76 TOTAL COE-TRANSMISSION	2,183,728	687,014	373,932	-	-	49,607	-	-	180,586	-	400,136
77 Distribution of Line 76	100.0000%	30.5448%	17.1236%	-	-	2.2717%	-	-	8.2687%	-	18.3235%
78 TOTAL CENTRAL OFFICE EQUIP	3,268,366	1,580,474	373,932	-	-	49,607	-	-	180,586	-	561,335
79 Distribution of Line 78	100.0000%	48.5089%	11.4760%	-	-	1.5224%	-	-	5.5415%	-	17.2274%

LINE	DESCRIPTION	SOURCE	INTERSTATE TOLL			INTRASTATE TOLL			LOCAL				
			TOTAL COMPANY (a)	InterLATA (b)	IntraLATA (c)	MSG (d)	PL (e)	IntraLATA (f)	MSG (g)	PL (h)	EAS (i)	User Defined (k)	Other (l)
80	COE Cat 4.23 Terms -	Records	101.00	-	-	-	-	-	-	-	-	-	-
81	-Joint Message Total Terminations	Note 1	101	-	-	-	-	-	-	-	-	-	-
82	COE Cat 4.23 - Terms	Note 1	824,702	-	-	-	-	-	-	-	-	-	-
	-Joint Message Total Allocated Investment	Note 1	824,702	-	-	-	-	-	-	-	-	-	-
	Note 1: Cost per termination =												8,165.37

INFORMATION ORIGIN/TERM EQUIPMENT

S-6

LINE	DESCRIPTION	SOURCE	INTERSTATE TOLL			INTRASTATE TOLL			LOCAL			
			MSG (b)	PL (c)	IntraLATA	MSG (f)	PL (g)	IntraLATA	MSG (h)	PL (i)	User Defined (k)	Other
SEPARATIONS FACTORS												
1	Gross Allocator (Trans SPFF)	Records										
2	REL MOU's - Coinless Pub Tel	Records										
IoT EQUIPMENT SEPARATION												
3	2310 Info Orig/Term Equip		25.0000%			2.2230%			22.7770%			50.0000%
4	Cat 1-Other IoT	Ln4a*1										
5	Coinless Pub Tel Eq	Ln5a*2										
6	Direct Assignment	Direct										
7	Total Category 1	Ln4..6										
8	Distribution of Line 7	Ln7/7a										
9	Cat 2-Cust Prem Equip	Direct										
10	Distribution of Line 9	Ln9/9a										
11	TOTAL INFO ORIG/TERM EQUIP	Ln7*9										
12	Distribution of Line 11	Ln11/11a										
	TOTAL COMPANY	(a)	100.0000%									

Rural Telephone Company - Idaho
 Study Area: 412233
 Study Year: 2007

S-7
 Sheet 1 of 2

CABLE AND WIRE FACILITIES

LINE	DESCRIPTION	SOURCE	INTERSTATE TOLL			INTRASTATE TOLL			LOCAL				
			InterLATA PL (c)	InterLATA MSG (d)	InterLATA PL (e)	InterLATA MSG (f)	InterLATA PL (g)	InterLATA MSG (h)	EAS User Defined (k)	Other (l)			
1	Gross Allocator Pct (Trans SPF)	Records											
2	REL MOU's - Exchange Trunk	Records											
3	WB Line	Records											
4	MOU Pct-Ex Trk WB	Records											
5	C&WF CAT 1-2 SEPARATION												
6	2410 Cable & Wire Facilities												
7	Cat 1-Exch Line xWB												
8	1.1 Intra PL & WATS	Ln22a-j											
9	1.2 Intra PL & WATS	Ln22c-d											
10	1.3 Jointly Used	Ln22b*1											
11	Direct Assignment	Direct											
12	Total Category 1	Ln7..10											
13	Cat 2-WB & Exch Trunk												
14	Ex Trk - joint message	Ln13a*2											
15	Ex Trk - EAS	Direct											
16	WB Line	Ln15a*3											
17	WB Trunk	Ln17a*4											
18	WB Trunk DA	Direct											
19	Total Category 2												
	TOTAL COMPANY	(e)	100,000%	25,000%		2,223%	22,777%		111,599	1,143,448			
	Joint MSG	(b)											
	InterLATA PL	(c)											
	InterLATA MSG	(d)											
	InterLATA PL	(e)											
	InterLATA MSG	(f)											
	EAS	(g)											
	User Defined	(h)											
	Other	(l)											
	TOTAL COMPANY	(e)	100,000%	25,000%		2,223%	22,777%		111,599	1,143,448			
	Joint MSG	(b)											
	InterLATA PL	(c)											
	InterLATA MSG	(d)											
	InterLATA PL	(e)											
	InterLATA MSG	(f)											
	EAS	(g)											
	User Defined	(h)											
	Other	(l)											

LINE	DESCRIPTION	SOURCE	INTERSTATE TOLL			INTRASTATE TOLL			LOCAL				
			InterLATA PL (c)	InterLATA MSG (d)	InterLATA PL (e)	InterLATA MSG (f)	InterLATA PL (g)	InterLATA MSG (h)	EAS User Defined (k)	Other (l)			
20	C&WF Cat 1 Working Loops	Records											
21	Distribution of Line 21	Ln20/20a											
22	Cat 1-Ex Line xWB	Ln22a*21											
	TOTAL COMPANY	(e)	767	100,000%									
	Joint MSG	(b)											
	InterLATA PL	(c)											
	InterLATA MSG	(d)											
	InterLATA PL	(e)											
	InterLATA MSG	(f)											
	EAS	(g)											
	User Defined	(h)											
	Other	(l)											

Note 1: Cost per loop = 6,549.6812

CABLE AND WIRE FACILITIES

LINE	DESCRIPTION	SOURCE	INTERSTATE TOLL			INTRASTATE TOLL			LOCAL			
			MSG (b)	Inter LATA (c)	Intra LATA (d)	MSG (f)	Inter LATA (g)	Intra LATA (h)	EAS (i)	User Defined (k)	Other (l)	
SEPARATIONS FACTORS												
23	Interexchange Trk Vlk	Records										
24	CNM Pct-IX xWB	Records	55.9410%			4.1340%						
25	C&WF TWX Connect Min Miles Pct-IT	Records	55.9410%			4.1340%						
26	C&WF TWX Connect Min Miles Pct-Rmt	Records	55.9410%			4.1340%						
27	Hos/Remote MOU Miles Pct	Records										
C&WF CAT 3-4 SEPARATION												
28	Cat 3-Interexchange C&WF	Direct										
29	WB PL - Direct Assignment	Ln30a*23		7,132								
30	WB - Joint Message	Ln48b*24										
31	Joint MSG xWB	Ln49c.i	286,206			21,298				205,692		
32	PL, TWX & Local xWB	Ln49j*25										
33	Joint TWX-IT	Ln49k*26										
34	Joint TWX-Rmt	Direct										
35	Direct Assignment - Nonaccess	Ln28..35		7,132								
36	Total Category 3		522,328									
37	Cat 4-Hos/Remote C&WF	Ln38a*27										
38	Joint (x)WATS	Direct										
39	WATS	Direct										
40	Direct Assignment	Ln38..40										
41	Total Category 4											
42	TOTAL CABLE & WIRE FACILITIES		5,847,126	1,543,253	47,066	132,697	1,349,140	251,565		2,510,093		
43	Distribution of Line 42		100.0000%	26.3934%	0.8049%	2.2729%	23.0736%	4.3024%		42.5287%		

LINE	DESCRIPTION	SOURCE	INTERSTATE TOLL			INTRASTATE TOLL			LOCAL			
			Joint MSG (b)	Inter LATA (c)	Intra LATA (d)	MSG (f)	Inter LATA (g)	Intra LATA (h)	EAS (i)	User Defined (k)	Remote (l)	
ASSIGNMENT OF C&WF CAT 3												
44	Equip IX Circ Miles-MSG	Records	1,285									
45	-PL, TWX&Local	Records										
46	Distribution of Line 44	Ln44/44a	100.0000%									
47	Distribution of Line 45	Ln45/44a										
48	Cat 3-All Other xWB-MSG	Ln48a*46										
49	-PL, TWX&Local	Ln48a*47										

Note 1: Cost per circuit mile = 400.86

AMORTIZABLE ASSETS

LINE	DESCRIPTION	SOURCE	INTERSTATE TOLL			INTRASTATE TOLL			LOCAL				
			InterLATA MSG (b)	InterLATA PL (c)	InterLATA MSG (d)	InterLATA PL (e)	InterLATA MSG (f)	InterLATA PL (g)	InterLATA MSG (h)	InterLATA PL (i)	EAS (j)	User Defined (k)	Other (l)
SEPARATIONS FACTORS													
1	Land & Support Assets Distr	Ln14	34.30659%	4,6236%	-	-	2,0043%	-	20,3982%	0,1907%	4,7458%	-	33,7315%
2	2210 COE-Switch Distr	Ln37	85,0000%	-	-	-	-	-	-	-	-	-	15,0000%
3	2220 COE-Operator Systems Distr	Ln24	-	-	-	-	-	-	-	-	-	-	-
4	2230 COE-Transmission Distr	Ln77	30,5448%	17,1236%	-	-	2,2717%	-	23,2729%	0,1949%	8,2687%	-	18,3235%
5	2310 IOT Distr	Ln12	-	-	-	-	-	-	-	-	-	-	-
6	2410 C&WF Distr	Ln43	28,3934%	0,8049%	-	-	2,2729%	-	23,0726%	0,2243%	4,3024%	-	42,9287%
7	2001 TPIS	Ln8	34,30659%	4,6236%	-	-	2,0043%	-	20,3982%	0,1907%	4,7458%	-	33,7315%
8	2001 TPIS incl 2680	S-2,Ln11	34,30659%	4,6236%	-	-	2,0043%	-	20,3982%	0,1907%	4,7458%	-	33,7315%
TANGIBLE ASSETS-LEASEHD IMPROVE SEP													
9	2680 Tangible Assets - Capital Leases		-	-	-	-	-	-	-	-	-	-	-
10	2110 Land & Supt Assets	Ln18a*1	-	-	-	-	-	-	-	-	-	-	-
11	2210 COE-Switching	Ln1a*2	-	-	-	-	-	-	-	-	-	-	-
12	2220 COE-Operator	Ln12a*3	-	-	-	-	-	-	-	-	-	-	-
13	2230 COE-Transmission	Ln13a*4	-	-	-	-	-	-	-	-	-	-	-
14	2310 IOT	Ln14a*5	-	-	-	-	-	-	-	-	-	-	-
15	2410 C&WF	Ln15a*6	-	-	-	-	-	-	-	-	-	-	-
16	Not classified by account	Ln16a*7	10,421	1,404	-	-	609	-	6,196	58	1,442	-	10,246
17	Direct Assignment	Direct	-	-	-	-	-	-	-	-	-	-	-
18	TOTAL CAPITAL LEASES	Ln10,17	10,421	1,404	-	-	609	-	6,196	58	1,442	-	10,246
19	Distribution of Line 18	Ln18/18a	34,30659%	4,6236%	-	-	2,0043%	-	20,3982%	0,1907%	4,7458%	-	33,7315%
TANGIBLE ASSETS-LEASEHD IMPROVE SEP													
20	2680 Tangible Assets - Leasehold Improve		-	-	-	-	-	-	-	-	-	-	-
21	2110 Land & Supt Assets	Ln21a*1	-	-	-	-	-	-	-	-	-	-	-
22	2210 COE-Switching	Ln22a*2	-	-	-	-	-	-	-	-	-	-	-
23	2220 COE-Operator	Ln23a*3	-	-	-	-	-	-	-	-	-	-	-
24	2230 COE-Transmission	Ln24a*4	-	-	-	-	-	-	-	-	-	-	-
25	2310 IOT	Ln25a*5	-	-	-	-	-	-	-	-	-	-	-
26	2410 C&WF	Ln26a*6	-	-	-	-	-	-	-	-	-	-	-
27	Not classified by account	Ln27a*7	-	-	-	-	-	-	-	-	-	-	-
28	Direct Assignment	Direct	-	-	-	-	-	-	-	-	-	-	-
29	TOTAL LEASEHOLD IMPROVEMENTS	Ln21,28	-	-	-	-	-	-	-	-	-	-	-
30	Distribution of Line 29	Ln29/28a	-	-	-	-	-	-	-	-	-	-	-
TOTAL TANGIBLE ASSETS													
31	TOTAL TANGIBLE ASSETS	Ln18+29	10,421	1,404	-	-	609	-	6,196	58	1,442	-	10,246
32	Distribution of Line 31	Ln31/31a	34,30659%	4,6236%	-	-	2,0043%	-	20,3982%	0,1907%	4,7458%	-	33,7315%
INTANGIBLE ASSETS SEPARATION													
33	2680 Intangible Assets	Ln33a*8	-	-	-	-	-	-	-	-	-	-	-
34	Direct Assignment	Direct	-	-	-	-	-	-	-	-	-	-	-
35	TOTAL INTANGIBLE ASSETS	Ln33,34	-	-	-	-	-	-	-	-	-	-	-
36	Distribution of Line 35	Ln35/35a	-	-	-	-	-	-	-	-	-	-	-

Rural Telephone Company - Idaho
 Study Area: 472233
 Study Year: 2007

TELECOMMUNICATIONS PLANT - OTHER ACCOUNTS

S-9

LINE	DESCRIPTION	SOURCE	INTERSTATE TOLL			INTRASTATE TOLL			LOCAL						
			MSG (b)	PL (c)	IntraLATA (e)	MSG (f)	PL (g)	IntraLATA (h)	MSG (i)	PL (j)	User Defined (k)	Other (l)			
1	2001 TPIS Distr	Lnt15													
2	2410 C&WF Distr	Lnt43													
3	Equal Access MODU Prd	Records													
4	2002 Prop Hld Fut Telecom Use	Lnt4a*1	686	92		408	4		95						675
5	Direct Assignment	Direct													
6	TOTAL PROP-HLD FUT TELECOM USE	Lnt4.5	686	92		408	4		95						675
7	Distribution of Line 6	Lnt6/6a	34,3959%	4,6236%		2,0043%	0.1907%		4,7458%						33,7315%
8	2003 Pll Under Constr	Lnt8a*1	25,901	3,491		1,513	144		3,583						25,467
9	Direct Assignment	Direct													
10	TOTAL PLT UNDER CONSTR	Lnt8.9	25,901	3,491		1,513	144		3,583						25,467
11	Distribution of Line 10	Lnt10/10a	34,3959%	4,6236%		2,0043%	0.1907%		4,7458%						33,7315%
12	2005 Telecom Plant Adjust	Lnt12a*1													
13	Direct Assignment	Direct													
14	TOTAL TELECOM PLANT ADJUST	Lnt12.13													
15	Distribution of Line 14	Lnt14/14a													
16	MISC ACCOUNTS SEPARATION	Lnt16a*1													
17	1402 Class B RTB Stock	Lnt17a*1													
18	1438 Deferred Charges	Lnt18a*1													
19	18120 Material & Supl x/CPE	Lnt18a*2	57,768	1,762		4,975	491		9,417						93,989
20	TOTAL MATERIALS AND SUPPLIES	Lnt18.19	57,768	1,762		4,975	491		9,417						93,989
21	Cash Working Capital	CWC	76,306	3,900		1,282	96		2,875						86,702
22	EQUAL ACCESS INVESTMENT SEPARATION	Lnt22a*3													
23	Equal Access Gross Investment	Direct													
24	Accum Depreciation	Lnt24a*3													
25	Deferred Oper Inc Taxes	Lnt25a*3													
26	Unamortized Expenses	Lnt26a*3													
27	TOTAL NET EQUAL ACCESS INVESTMENT	Lnt27a-28													
28	Distribution of Line 27	Lnt27/27a													
29	INVEST ALLOW/DISALLOW SEPARATION	Lnt29a*1													
30	Investment Allow/disallowances	Direct													
31	TOTAL INVEST ALLOW/DISALLOWANCES	Lnt29.30													

CERTAIN INCOME ACCOUNTS AND ADJUSTMENTS

LINE	DESCRIPTION	SOURCE	INTERSTATE TOLL			INTRA-STATE TOLL			LOCAL		
			TOTAL COMPANY (a)	MSG (b)	IntraLATA PL (c)	MSG (d)	IntraLATA PL (e)	MSG (f)	IntraLATA PL (g)	EAS (h)	User Defined (i)
SEPARATIONS FACTORS											
1	2001 THIS Dist	Ln15	100.0000%	34.3068%	4.6236%	-	20.3882%	0.1807%	4.7458%	-	33.7315%
2	2003 PUC-Pct	Ln17	100.0000%	34.3069%	4.6236%	-	20.3882%	0.1807%	4.7458%	-	33.7315%
3	Corp Oper Expenses Dist	Ln11	100.0000%	42.9770%	6.0464%	-	19.2589%	0.1385%	4.2064%	-	23.6542%
4	2650 Capital Leases Dist	Ln17	100.0000%	34.3069%	4.6236%	-	20.3882%	0.1807%	4.7458%	-	33.7315%
5	Net Telecom Plant District 4040, 4310	Ln19	100.0000%	27.6587%	3.7788%	-	23.1383%	0.1587%	4.8648%	-	33.7315%
6	2110 Support Assets Dist	Ln19	100.0000%	34.3069%	4.6236%	-	20.3882%	0.1807%	4.7458%	-	33.7315%
7	2210 COE-Switching Dist	Ln17	100.0000%	85.0000%	-	-	-	-	-	-	15.0000%
8	2220 COE-Transmission Dist	Ln24	100.0000%	30.5448%	17.1236%	-	23.2729%	0.1949%	8.2687%	-	18.3235%
9	2310 OT Dist	Ln17	100.0000%	26.3544%	0.8049%	-	22.729%	0.2243%	4.3034%	-	42.9287%
10	2410 C&WF Dist	Ln15	100.0000%	34.3069%	4.6236%	-	20.3882%	0.1807%	4.7458%	-	33.7315%
11	2410 C&WF Dist	Ln18	100.0000%	38.9502%	6.4723%	-	1.8050%	0.1494%	4.5027%	-	27.3871%
12	COE, IOT, C&WF	Ln18	100.0000%	38.9502%	6.4723%	-	1.8050%	0.1494%	4.5027%	-	27.3871%
13	Big Three Expenses Dist	Ln18	100.0000%	38.9502%	6.4723%	-	1.8050%	0.1494%	4.5027%	-	27.3871%
OTHER INCOME SEPARATION											
14	7300 Nonoper Inc & Expenses	Ln15a*2	4,124	1,415	191	-	83	8	196	-	1,391
15	Aw Fds Used Dur Constr	Ln16a*3	8,521	3,662	515	-	152	12	358	-	2,161
16	Contributions	Ln17a*1	-	-	-	-	-	-	-	-	-
17	Abandoned Construction	Direct	-	-	-	-	-	-	-	-	-
18	Other Nonoperating Expense	Direct	-	-	-	-	-	-	-	-	-
19	Fixed Charges	Ln20a*4	-	-	-	-	-	-	-	-	-
20	Interest on Capital Leases	Ln21a*5	-	-	-	-	-	-	-	-	-
21	Fixed Charges Excl Capital Leases	Ln22a*5	-	-	-	-	-	-	-	-	-
22	Amortization of Debt Discount	Ln23a*5	-	-	-	-	-	-	-	-	-
23	Other Interest	Ln20a.21	-	-	-	-	-	-	-	-	-
24	TOTAL FIXED CHARGES		-	-	-	-	-	-	-	-	-
25	5240 Rent Revenues	Ln196a*6	-	-	-	-	-	-	-	-	-
26	Support Assets	Ln17a*7	-	-	-	-	-	-	-	-	-
27	COE Switching	Ln28a*6	-	-	-	-	-	-	-	-	-
28	COE Operator	Ln28a*9	-	-	-	-	-	-	-	-	-
29	COE Transmission	Ln30a*10	-	-	-	-	-	-	-	-	-
30	Intg Orig/Farm Equip	Ln31a*11	-	-	-	-	-	-	-	-	-
31	C&I	Ln32a*1, Direct	-	-	-	-	-	-	-	-	-
32	Net Classified by Asst	Ln41*Ln34	-	-	-	-	-	-	-	-	-
33	UNBUNDLED NETWORK ELEMENTS	Ln42*Ln35	-	-	-	-	-	-	-	-	-
34	C&WF - Unbundled Loop	Ln22a*Ln37	-	-	-	-	-	-	-	-	-
35	Operator Systems	Ln18a*Ln38	-	-	-	-	-	-	-	-	-
36	Tandem Switching	Ln18a*Ln38	-	-	-	-	-	-	-	-	-
37	Local Switching	Ln18a*Ln38	-	-	-	-	-	-	-	-	-
38	Transport Termination	Ln18a*Ln38	-	-	-	-	-	-	-	-	-
39	Transport Facility	Ln18a*Ln38	-	-	-	-	-	-	-	-	-
40	OS	Ln17a*Ln40	-	-	-	-	-	-	-	-	-
41	OS	Ln17a*Ln40	-	-	-	-	-	-	-	-	-
42	Direct Assignment	Direct	-	-	-	-	-	-	-	-	-
43	Direct Assignment	Direct	-	-	-	-	-	-	-	-	-
44	TOTAL REVENUES	Ln26.42	-	-	-	-	-	-	-	-	-
INCOME TAX ADJUSTMENTS SEPARATIONS											
44	ITC Amortization - Federal	Ln44a*1	-	-	-	-	-	-	-	-	-
45	ITC Amortization - State	Ln45a*1	-	-	-	-	-	-	-	-	-
46	TOTAL ITC AMORTIZATION	Ln44a.45	-	-	-	-	-	-	-	-	-
47	Amortization of Excess Def Taxes	Ln47a*1	-	-	-	-	-	-	-	-	-
48	Capitalized Payroll Taxes	Ln48a*1	-	-	-	-	-	-	-	-	-
49	Direct Assignment	Direct	-	-	-	-	-	-	-	-	-
50	TOTAL CAPITALIZED PAYROLL TAXES	Ln48a.49	-	-	-	-	-	-	-	-	-
51	Depreciation Adjustments	Ln51a*1	-	-	-	-	-	-	-	-	-
52	Direct Assignment	Direct	-	-	-	-	-	-	-	-	-
53	TOTAL DEPRECIATION ADJUSTMENTS	Ln51a.52	-	-	-	-	-	-	-	-	-
54	Uncollectibles - Joint Message	Direct	(114)	-	-	-	-	-	-	-	(114)
55	Uncollectibles - End User CCI	Direct	-	-	-	-	-	-	-	-	-
56	Uncollectibles - Exchange Carrier	Direct	-	-	-	-	-	-	-	-	-
57	TOTAL UNCOLLECTIBLES	Ln54.56	(114)	-	-	-	-	-	-	-	(114)
58	Misc Inc Adjustments	Ln58a*1	-	-	-	-	-	-	-	-	-
59	Inc Adj Alloc on 2001	Direct	-	-	-	-	-	-	-	-	-
60	Inc Adj Alloc on 2001 - Direct Assignment	Direct	-	-	-	-	-	-	-	-	-
61	Inc Adj Alloc on Big 3 Exp	Direct	-	-	-	-	-	-	-	-	-
62	Inc Adj Alloc on Big 3 Exp - Direct Assignment	Direct	-	-	-	-	-	-	-	-	-
63	TOTAL MISC INC ADJUSTMENTS	Ln58a.61	-	-	-	-	-	-	-	-	-

Rural Telephone Company - Idaho
 Study Area: 472233
 Study Year: 2007

S-11

PLANT SPECIFIC EXPENSES

LINE	DESCRIPTION	SOURCE	INTERSTATE TOLL			INTRASTATE TOLL			LOCAL									
			TOTAL COMPANY (e)	IntraLATA (b)	PL (c)	MSG (d)	IntraLATA (f)	PL (g)	MSG (h)	IntraLATA (i)	PL (j)	MSG (k)	Other (l)					
1	SEPARATION FACTORS																	
1	1310 Land & Sup. Assets Disr	Ln14	100.0000%	34,3069%	4,6268%	-	2,0043%	-	20,3982%	0.1907%	-	4,7468%	-	-	33,7315%	-	-	-
2	Total COE Disr + EA Disr	Ln179 incl EA	100.0000%	48,6048%	11,4760%	-	1,6224%	-	15,5972%	0.1308%	-	5,5416%	-	-	17,2274%	-	-	-
3	2310 OT C&W Disr	Ln10	100.0000%	25.0000%	-	-	2,2230%	-	22,7770%	-	-	-	-	-	50.0000%	-	-	-
4	2310 OT C&W Disr	Ln10	100.0000%	26,3934%	0,8049%	-	2,2729%	-	23,0736%	0,2243%	-	4,3024%	-	-	42,9287%	-	-	-
5	2410 C&WF Disr	Ln43	100.0000%	8,075	1,088	-	472	-	4,802	45	-	1,117	-	-	7,940	-	-	-
6	6110 Network Support Expenses	Ln6a*1	23,539	8,075	1,088	-	472	-	4,802	45	-	1,117	-	-	7,940	-	-	-
7	Direct Assgmt	Ln6..7	23,539	8,075	1,088	-	472	-	4,802	45	-	1,117	-	-	7,940	-	-	-
8	TOTAL NETWORK SUPPORT EXPENSES		189,244	64,922	8,750	-	3,793	-	38,602	361	-	8,981	-	-	63,835	-	-	-
9	6120 General Support Expenses	Ln9a*1	189,244	64,922	8,750	-	3,793	-	38,602	361	-	8,981	-	-	63,835	-	-	-
10	Direct Assgmt	Ln9..10	189,244	64,922	8,750	-	3,793	-	38,602	361	-	8,981	-	-	63,835	-	-	-
11	TOTAL GENERAL SUPPORT EXPENSES		90,387	43,842	10,373	-	1,376	-	14,098	118	-	5,009	-	-	15,571	-	-	-
12	6210 COE Switching Expenses	Ln12a*2	90,387	43,842	10,373	-	1,376	-	14,098	118	-	5,009	-	-	15,571	-	-	-
13	Direct Assgmt	Ln12..13	90,387	43,842	10,373	-	1,376	-	14,098	118	-	5,009	-	-	15,571	-	-	-
14	TOTAL COE SWITCHING EXPENSES		-	-	-	-	-	-	-	-	-	-	-	-	-	-	-	-
15	6220 COE Operator Systems Expenses	Ln15a*2	-	-	-	-	-	-	-	-	-	-	-	-	-	-	-	-
16	Direct Assgmt	Ln15..16	-	-	-	-	-	-	-	-	-	-	-	-	-	-	-	-
17	TOTAL COE OPERATOR SYS EXPENSES		333,061	161,551	38,222	-	5,071	-	51,948	435	-	18,457	-	-	57,378	-	-	-
18	6230 COE Transmission Expenses	Ln18a*2	333,061	161,551	38,222	-	5,071	-	51,948	435	-	18,457	-	-	57,378	-	-	-
19	Direct Assgmt	Ln18..19	333,061	161,551	38,222	-	5,071	-	51,948	435	-	18,457	-	-	57,378	-	-	-
20	TOTAL COE TRANSMISSION EXPENSES		423,448	205,393	48,595	-	6,447	-	66,046	553	-	23,466	-	-	72,949	-	-	-
21	TOTAL COE EXPENSES	Ln14+17+20	-	-	-	-	-	-	-	-	-	-	-	-	-	-	-	-
22	6310 IOT Equip Expenses	Ln22a*3	-	-	-	-	-	-	-	-	-	-	-	-	-	-	-	-
23	Call 1-Other IOT Eq Expenses	Ln22a*4	-	-	-	-	-	-	-	-	-	-	-	-	-	-	-	-
24	Call 2-Quit Prom Equip Exp	Direct	-	-	-	-	-	-	-	-	-	-	-	-	-	-	-	-
25	Direct Assgmt	Ln23..25	-	-	-	-	-	-	-	-	-	-	-	-	-	-	-	-
26	TOTAL IOT EXPENSES		229,964	60,695	1,851	-	5,227	-	53,061	516	-	9,894	-	-	98,720	-	-	-
27	6410 C&WF Expenses	Ln27a*5	229,964	60,695	1,851	-	5,227	-	53,061	516	-	9,894	-	-	98,720	-	-	-
28	Direct Assgmt	Ln27..28	229,964	60,695	1,851	-	5,227	-	53,061	516	-	9,894	-	-	98,720	-	-	-
29	TOTAL C&WF EXPENSES		653,412	266,088	50,446	-	11,674	-	119,107	1,069	-	33,360	-	-	171,670	-	-	-
30	PII Spec Exp /6110,6120	Ln24+26+29	866,195	339,085	60,284	-	15,938	-	162,511	1,475	-	43,458	-	-	243,444	-	-	-
31	TOTAL PLANT SPEC OPER EXP	Ln8+11+30	100,0000%	39,1465%	6,9596%	-	1,8402%	-	18,7644%	0,1702%	-	5,0171%	-	-	28,1650%	-	-	-
32	Distribution of Line 31	Ln31/31a																

PLANT NONSPECIFIC EXPENSES

LINE	DESCRIPTION	SOURCE	INTERSTATE TOLL			INFRASTATE TOLL			LOCAL						
			TOTAL COMPANY (a)	MSG (b)	IntraLATA (c)	MSG (d)	IntraLATA (e)	MSG (f)	IntraLATA (g)	MSG (h)	IntraLATA (i)	EAS (j)	User Defined (k)	Other (l)	
1	2001 TRIS Distr	Ln15	100,000%	34,3055%	4,8236%	-	-	-	-	-	20,3982%	0,1907%	4,7458%	33,7315%	
2	Total COE IOT, CSWF Distr	Ln7+8	100,000%	34,3055%	4,8236%	-	-	-	-	-	20,3982%	0,1907%	4,7458%	33,7315%	
3	2110 Support Assets Distr	Ln9	100,000%	34,3055%	4,8236%	-	-	-	-	-	20,3982%	0,1907%	4,7458%	33,7315%	
4	2210 COE-Switching Distr	Ln49	100,000%	85,0000%	-	-	-	-	-	-	-	-	-	15,0000%	
5	2220 COE-Operator Distr	Ln24	100,000%	-	-	-	-	-	-	-	-	-	-	-	
6	2230 COE-Transmission Distr	Ln77	100,000%	30,5448%	17,1236%	-	-	-	-	-	23,2729%	0,1849%	8,2687%	18,3235%	
7	2310 IOT Distr	Ln12	100,000%	-	-	-	-	-	-	-	-	-	-	-	
8	2410 CSWF Distr	Ln43	100,000%	26,3934%	0,8049%	-	-	-	-	-	23,0736%	0,2243%	4,3024%	42,9287%	
9	2002 Prop Hld Fl Tel Use Distr	Ln7	100,000%	34,3055%	4,8236%	-	-	-	-	-	20,3982%	0,1907%	4,7458%	33,7315%	
10	2680 Capital Leases Distr	Ln19	100,000%	34,3055%	4,8236%	-	-	-	-	-	20,3982%	0,1907%	4,7458%	33,7315%	
11	2680 Leasehold Improvements Distr	Ln30	100,000%	-	-	-	-	-	-	-	-	-	-	-	
12	2690 Intangible Assets Distr	Ln36	100,000%	-	-	-	-	-	-	-	-	-	-	-	
13	2005 Telecom Pft Adjustment	Ln15	100,000%	-	-	-	-	-	-	-	-	-	-	-	
PLANT NONSPECIFIC EXP SEPARATION															
14	6510 Oth Prop Plant & Eq Exp	Ln14a*1	1,450	497	67	-	-	-	-	-	296	3	69	489	
15	Direct Assignment	Direct	-	-	-	-	-	-	-	-	-	-	-	-	
16	TOTAL OTH PROP PLANT & EQ EXP	Ln14..15	1,450	497	67	-	-	-	-	-	296	3	69	489	
17	6530 Network Operations Exp	Ln17a*2	113,416	39,908	5,244	-	-	-	-	-	23,135	216	5,383	38,257	
18	Direct Assignment	Direct	-	-	-	-	-	-	-	-	-	-	-	-	
19	TOTAL NETWORK OPERATIONS EXP	Ln17..18	113,416	39,908	5,244	-	-	-	-	-	23,135	216	5,383	38,257	
20	6540 Access Expenses	Direct	-	-	-	-	-	-	-	-	-	-	-	-	
21	Access Expense w/Federal Support	Direct	-	-	-	-	-	-	-	-	-	-	-	-	
22	Federal Support	Ln21..22	-	-	-	-	-	-	-	-	-	-	-	-	
23	TOTAL ACCESS EXPENSES	Ln21..22	-	-	-	-	-	-	-	-	-	-	-	-	
24	6560 Depr and Amort Expenses	Ln25a*3	26,605	9,127	1,230	-	-	-	-	-	5,427	51	1,263	8,974	
25	Depr - Support Assets	Direct	-	-	-	-	-	-	-	-	-	-	-	-	
26	Depr - Support Assets - Direct Assignment	Ln27a*4	14,107	11,991	-	-	-	-	-	-	-	-	-	2,116	
27	Depr - COE Switching	Direct	-	-	-	-	-	-	-	-	-	-	-	-	
28	Depr - COE Switching - Direct Assignment	Ln28a*5	-	-	-	-	-	-	-	-	-	-	-	-	
29	Depr - COE Operator	Direct	-	-	-	-	-	-	-	-	-	-	-	-	
30	Depr - COE Operator - Direct Assignment	Ln31a*6	195,340	59,666	33,449	-	-	-	-	-	45,461	381	16,162	35,793	
31	Depr - COE-Transmission	Direct	-	-	-	-	-	-	-	-	-	-	-	-	
32	Depr - COE-Transmission - Direct Assignment	Ln33a*7	-	-	-	-	-	-	-	-	-	-	-	-	
33	Depr - Info Orig/Term Equip	Direct	-	-	-	-	-	-	-	-	-	-	-	-	
34	Depr - Info Orig/Term Equip - Direct Assignment	Ln35a*8	329,919	87,077	2,666	-	-	-	-	-	76,124	740	14,194	141,830	
35	Depr - Cable & Wire Facilities	Direct	-	-	-	-	-	-	-	-	-	-	-	-	
36	Depr - Cable & Wire Facilities - Direct Assignment	Ln37a*9	-	-	-	-	-	-	-	-	-	-	-	-	
37	Depr-Prop Hld Fl Tel Use	Direct	-	-	-	-	-	-	-	-	-	-	-	-	
38	Amort-Capital Leases	Ln38a*10	915	314	42	-	-	-	-	-	187	2	43	309	
39	Amort-Leasehold Improvements	Ln39a*11	-	-	-	-	-	-	-	-	-	-	-	-	
40	Amort-Intangible Assets	Ln40a*12	-	-	-	-	-	-	-	-	-	-	-	-	
41	Amort-Other	Ln41a*13	-	-	-	-	-	-	-	-	-	-	-	-	
42	Amort-Direct Assignment	Direct	-	-	-	-	-	-	-	-	-	-	-	-	
43	TOTAL DEPR & AMORT EXPENSES	Ln25..41	566,866	166,175	37,377	-	-	-	-	-	127,199	1,173	31,652	188,622	
44	TOTAL PLANT NONSPEC OPER EXP	Ln16+19+23+43	881,752	207,581	42,688	-	-	-	-	-	14,790	1,392	37,104	227,568	
45	Distribution of Line 33	Ln44/44a	100,000%	30,4481%	6,2615%	-	-	-	-	-	22,0945%	0,2042%	5,4424%	33,3799%	

Rural Telephone Company - Idaho
 Study Area: 472233
 Study Year: 2007

S-13
 Sheet 1 of 2

CUSTOMER OPERATIONS EXPENSES

LINE	DESCRIPTION	SOURCE	INTERSTATE TOLL			INTRASTATE TOLL			EAS	LOCAL	Other
			MSG (b)	PL (c)	PL (e)	MSG (f)	PL (g)	MSG (h)			
1	Marketing expense factor	Records	25.3800%	-	-	-	-	-	-	64.7000%	
2	WSWS-Tel Oper Svcs	Records	45.8650%	-	-	-	-	-	-	19.1490%	
3	Subscriber Line MOU	Records	20.9050%	-	-	-	-	-	-	-	
4	EU Service Order Contacts	Records	30.8436%	-	-	3.1110%	-	-	-	-	
5	EU Billed Revenue Incl CCL	Records	30.8436%	-	-	-	-	-	-	-	
6	EU Billed Inquiry Contacts	Records	33.3333%	-	-	-	-	-	-	-	
7	IX Svc Ord Proc Contacts	Records	33.3333%	-	-	-	-	-	-	-	
8	IX Billed Revenue	Records	33.3333%	-	-	-	-	-	-	-	
9	IX Bill Inq Contacts	Records	33.3333%	-	-	-	-	-	-	-	
10	Public Interest Paystation Revenue	Records	-	-	-	-	-	-	-	-	
11	6610 Marketing Expenses	Lnt1a*1	8,373	-	-	-	-	-	-	21,345	
12	Direct Assignment	Direct	-	-	-	-	-	-	-	-	
13	TOTAL MARKETING EXPENSES	Lnt1..12	8,373	-	-	-	-	-	-	21,345	
14	6620 Services Expenses	Lnt16a*2	-	-	-	-	-	-	-	-	
15	Telephone Operator Service:	Direct	-	-	-	-	-	-	-	-	
16	Tel Operator Svc	Lnt16..17	-	-	-	-	-	-	-	2,940	
17	Direct Assignment	Direct	-	-	-	-	-	-	-	2,940	
18	Total Tel Oper Svc Exp	Lnt16..17	-	-	-	-	-	-	-	2,940	
19	Published Direct Listings:	Direct	-	-	-	-	-	-	-	-	
20	Classified	Direct	-	-	-	-	-	-	-	-	
21	TWX	Lnt22a*3	87	-	-	-	-	-	-	17	
22	Alpha	Direct	-	-	-	-	-	-	-	-	
23	Foreign	Direct	-	-	-	-	-	-	-	-	
24	Total Publ Direct List	Lnt20..23	87	-	-	-	-	-	-	17	
25	All Other:	Direct	-	-	-	-	-	-	-	-	
26	Cat 1-LBOE EU Svc Ord Proc	Direct	4,194	-	-	-	-	-	-	-	
27	Presubscription	Lnt28a*4	2,630	-	-	-	-	-	-	-	
28	Other	Direct	-	-	-	-	-	-	-	-	
29	Cat 1-LBOE EU Pmt & Col	Lnt29a*5	-	-	-	-	-	-	-	-	
30	- Cll	Direct	-	-	-	-	-	-	-	-	
31	- Other	Lnt29a*5	3,881	-	-	-	-	-	-	-	
32	Cat 1-LBOE EU Bill Inq	Direct	-	-	-	-	-	-	-	-	
33	- Cll	Lnt32a*6	-	-	-	-	-	-	-	-	
34	- Other	Lnt32a*6	-	-	-	-	-	-	-	-	
35	Cat 1-LBOE IX Svc Ord Proc	Lnt35a*7	-	-	-	-	-	-	-	-	
36	Cat 1-LBOE IX Pmt & Col	Lnt36a*8	-	-	-	-	-	-	-	-	
37	Cat 1-LBOE IX Bill Inq	Lnt37a*9	-	-	-	-	-	-	-	-	
38	Cat 1-LBOE Ch Col & Admin	Lnt38a*10	-	-	-	-	-	-	-	-	
39	Total Cat 1-LBOE	Lnt26..38	14,586	-	-	-	-	-	-	27,354	
TOTAL COMPANY			100.0000%							100.0000%	

CUSTOMER OPERATIONS EXPENSES

LINE	DESCRIPTION	SOURCE	INTERSTATE TOLL			INTRASTATE TOLL			LOCAL					
			MSG (b)	PL (c)	InterLATA	MSG (f)	PL (g)	InterLATA	MSG (h)	PL (i)	User Defined (k)	Other (l)		
40	Relative Toll & Local Msgs Pct	Records	17,980%			1,2230%			80,7964%					
41	CABS Pct	Records	50,0000%			25,0000%			25,0000%					
SERVICES EXP SEPARATION (CONTD)														
42	Cat 2-CSE Msg Proc													
43	Joint Message	Ln42a*40												
44	Direct Assignment	Direct												
45	Cat 2-CSE Other B&C	Direct	1,279						1,504					1,504
46	Direct Assignment	Direct	226											
47	End User Common Line	Ln48a*41	4,887			2,434			2,434					1,504
48	Cat 2-CSE CABS	Ln42,48	6,490			2,442			4,467					1,504
49	Total Cat 2-CSE													
50	Total All Other Cat 1 & 2	Ln39**49	21,076			2,442			31,821					1,504
51	Distribution of Line 50	Ln50/50a	37,0774%			4,2963%			55,9814%					2,6459%
52	Cat 3-All Other CSE	Ln52a*51												
53	Cat 3-Direct Assignment	Direct	740											
54	Total All Other Cat 3	Ln52,53	740											
55	Total All Other-Cat 1,2,3	Ln50*54	21,816			2,442			31,821					1,504
56	TOTAL SERVICES EXPENSES	Ln18**24+55	60,609			2,444			31,849					4,461
57	TOTAL CUSTOMER OPER EXPENSES	Ln13**56	93,599			2,444			35,121					25,805
58	Distribution of Line 57	Ln57/57a	32,2955%			2,6114%			37,5232%					27,5699%

CORPORATE OPERATIONS, TAXES, & EQUAL ACCESS EXPENSES

LINE	DESCRIPTION	SOURCE	INTERSTATE TOLL				INTRASTATE TOLL				LOCAL			
			MSG (b)	PL (c)	InterLATA (d)	PL (e)	MSG (f)	InterLATA (g)	PL (h)	IntraLATA (i)	PL (j)	User Defined (k)	Other (l)	
TOTAL COMPANY	(a)													
SEPARATIONS FACTORS														
1	Big Three Expenses Distr	Ln6	38.9602%	6.4723%	-	-	-	1.9500%	-	20.6134%	0.1494%	4.5027%	-	27.3971%
2	2001 TPIS Distr	Ln15	34.3059%	4.6236%	-	-	-	2.0043%	-	20.3982%	0.1907%	4.7458%	-	33.7315%
3	Equal Access Invest Distr	Ln28	-	-	-	-	-	-	-	-	-	-	-	-
4	Net Telecom Plant Distr excl 1220, EA	Ln37	27.9648%	3.9280%	-	-	-	2.2752%	-	23.1416%	0.1523%	4.9140%	-	37.6242%
5	Income Tax Distribution	S-3, Ln 27	165.5451%	(63.7489%)	-	-	-	(17.6580%)	-	(172.1111%)	(1.4936%)	(42.3961%)	-	221.8626%
CORPORATE OPER EXP SEPARATIONS														
6	6710 Exec & Planning Expenses	Direct	-	-	-	-	-	-	-	-	-	-	-	-
7	EAS	Ln8a*1	40.365	6,706	-	-	-	1,974	-	21,356	155	4,665	-	28,385
8	All Other	Direct	-	-	-	-	-	-	-	-	-	-	-	-
9	Direct Assignment	Ln7.9	40.365	6,706	-	-	-	1,974	-	21,356	155	4,665	-	28,385
10	TOTAL EXEC & PLANNING EXPENSES													
11	6720 Gen'l and Admin Expenses	Direct	-	-	-	-	-	-	-	-	-	-	-	-
12	EAS	Ln13a*1	107,060	17,786	-	-	-	5,235	-	56,644	410	12,373	-	75,285
13	All Other	Direct	26,655	17,786	-	-	-	5,235	-	56,644	410	12,373	-	75,285
14	Direct Assignment	Ln12.14	133,715	17,786	-	-	-	5,235	-	56,644	410	12,373	-	75,285
15	TOTAL GEN'L & ADMIN EXPENSES													
16	TOTAL CORPORATE OPER EXPENSES	Ln10+15	174,080	24,491	-	-	-	7,208	-	78,001	565	17,038	-	103,870
17	Distribution of Line 16	Ln1616a	42.9770%	6.0464%	-	-	-	1.7796%	-	19.2569%	0.1395%	4.2064%	-	25.5942%
OPERATING TAXES SEPARATIONS														
18	7200 Operating Taxes (Actual)	Ln18a*5	175,180	(66,877)	-	-	-	(18,686)	-	(182,128)	(1,561)	(44,864)	-	234,775
19	Federal Income Taxes	Ln20a*5	105,820	(66,877)	-	-	-	(18,686)	-	(182,128)	(1,561)	(44,864)	-	234,775
20	State & Local Income Taxes	Ln22a*2	-	-	-	-	-	-	-	-	-	-	-	-
21	OP FED, STATE, LOCAL TAXES - CWC	Ln23a*2	-	-	-	-	-	-	-	-	-	-	-	-
22	FIT Allowances/Disallowances	Ln24a*2	-	-	-	-	-	-	-	-	-	-	-	-
23	Operating Taxes - Property	Ln24a*2	34,136	4,601	-	-	-	1,994	-	20,297	190	4,722	-	33,565
24	Operating Taxes - Other	Direct	-	-	-	-	-	-	-	-	-	-	-	-
25	Operating Taxes - Direct Assignment	Ln23.25	34,136	4,601	-	-	-	1,994	-	20,297	190	4,722	-	33,565
26	TOTAL OPER TAXES w/FIT, SIT													
OPERATING REVENUE SEPARATIONS														
27	5000 Basic Local Revenue	Direct	224,129	-	-	-	-	-	-	-	-	-	-	224,129
28	5080 Interstate Access/End User Revenue	Direct	1,928,278	1,236,173	-	-	-	-	-	-	-	-	-	692,105
29	5094 State Access/End User Revenue	Direct	360,479	-	-	-	-	-	-	34,351	-	-	-	316,128
30	5100 Long Distance Message Revenue	Direct	-	-	-	-	-	-	-	302	-	-	-	4,254
31	5200 Miscellaneous Operating Revenue	Direct	4,850	284	-	-	-	-	-	-	-	-	-	5,134
32	7100 Other Operating Income	Direct	-	-	-	-	-	-	-	-	-	-	-	-
33	TOTAL OPERATING REVENUE	Ln27.32	2,507,736	1,236,457	-	-	-	-	-	34,653	-	-	-	1,236,616
EQUAL ACCESS EXPENSES SEPARATION														
34	Equal Access Expenses	Ln34a*3	-	-	-	-	-	-	-	-	-	-	-	-
35	TOTAL EQUAL ACCESS EXPENSES	Ln34.34	-	-	-	-	-	-	-	-	-	-	-	-
ALLOWANCES AND DISALLOWANCES														
36	Expense Allowances/Disallowances	Ln37a*4	-	-	-	-	-	-	-	-	-	-	-	-
37	Interest on Customer Deposits	Ln37a*4	-	-	-	-	-	-	-	-	-	-	-	-
38	Other Interest Deduction	Ln37a*4	-	-	-	-	-	-	-	-	-	-	-	-
39	Direct Assignment	Direct	-	-	-	-	-	-	-	-	-	-	-	-
40	TOTAL EXPENSE ALLOW/DISALLOWANCES	Ln37.38	-	-	-	-	-	-	-	-	-	-	-	-

Note 1: FIT and SIT Calculated on the S-1

RESERVES & DEFERRALS

LINE	DESCRIPTION	SOURCE	INTERSTATE TOLL			INTRASTATE TOLL			LOCAL					
			TOTAL COMPANY (e)	MSG (f)	InterLATA (g)	PL (c)	InterLATA (d)	PL (e)	MSG (f)	InterLATA (g)	PL (h)	MSG (i)	PL (j)	User Defined (k)
SEPARATION FACTORS														
1	2210 Support Assets Distr	Ln9	100.0000%	34.30659%	4.6236%	-	-	-	-	-	-	-	-	33.7315%
2	2210 COE-Switching, incl. EA Distr	S-5, Ln37-S-9, Ln26	100.0000%	85.0000%	-	-	-	-	-	-	-	-	-	15.0000%
3	2220 COE-Operator Distr	Ln24	100.0000%	-	-	-	-	-	-	-	-	-	-	-
4	2230 COE-Transmission Distr	Ln77	100.0000%	30.5448%	17.1236%	-	-	-	-	-	-	-	-	18.3235%
5	2310 IOT Distr	Ln12	100.0000%	-	-	-	-	-	-	-	-	-	-	-
6	2410 C&WF Distr	Ln43	100.0000%	26.3934%	0.8049%	-	-	-	-	-	-	-	-	42.9287%
7	2001 TPIS x/Land	Ln18	100.0000%	34.30659%	4.6236%	-	-	-	-	-	-	-	-	33.7315%
8	General Support, COE, IOT, C&WF	Ln18	100.0000%	34.30659%	4.6236%	-	-	-	-	-	-	-	-	33.7315%
9	2002 Prop Hld Fx Tel Use Distr	Ln18	100.0000%	34.30659%	4.6236%	-	-	-	-	-	-	-	-	33.7315%
10	2680 Capital Leases Distr	Ln7	100.0000%	34.30659%	4.6236%	-	-	-	-	-	-	-	-	33.7315%
11	2680 Leasehold Improvements	Ln19	100.0000%	34.30659%	4.6236%	-	-	-	-	-	-	-	-	33.7315%
12	2690 Intangible Assets Distr	Ln30	100.0000%	-	-	-	-	-	-	-	-	-	-	-
13	2005 Telecom P/L Adjustment	Ln36	-	-	-	-	-	-	-	-	-	-	-	-
14	1500 Other Juris Assets - Net	Ln15	-	-	-	-	-	-	-	-	-	-	-	-
RESERVES & DEFERRALS SEPARATION														
15	3100 Accum Depr-Tel P/L in Svc	Direct	603.622	207.078	27.909	-	-	-	-	-	-	-	-	203.611
16	Support Assets	Ln16a*1	-	-	-	-	-	-	-	-	-	-	-	-
17	Support Assets - Direct Assignment	Direct	556.768	473.253	-	-	-	-	-	-	-	-	-	83.515
18	COE-Switching	Ln18a*2	517.890	440.207	-	-	-	-	-	-	-	-	-	77.684
19	COE - Switching - Direct Assignment	Direct	-	-	-	-	-	-	-	-	-	-	-	-
20	COE - Operator	Ln20a*3	-	-	-	-	-	-	-	-	-	-	-	-
21	COE - Operator - Direct Assignment	Direct	684.233	208.997	117.165	-	-	-	-	-	-	-	-	125.376
22	COE-Transmission	Ln22a*4	672.018	194.679	121.640	-	-	-	-	-	-	-	-	129.422
23	COE - Transmission - Direct Assignment	Direct	-	-	-	-	-	-	-	-	-	-	-	-
24	Info Orig/Term Equip	Ln24a*5	-	-	-	-	-	-	-	-	-	-	-	-
25	Info Orig/Term Equip - Direct Assignment	Direct	1,374.434	362.759	11.063	-	-	-	-	-	-	-	-	590.028
26	C&WF	Ln26a*6	1,209.425	317.080	12.332	-	-	-	-	-	-	-	-	515.728
27	C&WF - Direct Assignment	Direct	5,618.390	2,204.053	290.109	-	-	-	-	-	-	-	-	1,725.359
28	TOTAL ACCUMULATED DEPRECIATION	Ln16..27	-	-	-	-	-	-	-	-	-	-	-	-
29	3200 Accum Depr Property Held	Ln30a*9	-	-	-	-	-	-	-	-	-	-	-	-
30	For Future Telecom Use	Ln31a*10	14.005	4.804	648	-	-	-	-	-	-	-	-	4.724
31	3400 Accum Amort-Capital Leases	Ln32a*11	-	-	-	-	-	-	-	-	-	-	-	-
32	3400 Accum Amort-Leasehold Improvements	Ln33a*12	-	-	-	-	-	-	-	-	-	-	-	-
33	3500 Accum Amort-Intangible	Ln34a*13	-	-	-	-	-	-	-	-	-	-	-	-
34	3800 Accum Amort-Other	Ln35a*7	4.956	1,700	229	-	-	-	-	-	-	-	-	1,672
35	4040 Customer Deposits	Direct	4,956	1,700	229	-	-	-	-	-	-	-	-	1,672
36	Direct Assignment	Ln35..36	-	-	-	-	-	-	-	-	-	-	-	-
37	TOTAL CUSTOMER DEPOSITS	Ln35..36	-	-	-	-	-	-	-	-	-	-	-	-
38	4100 Net Cur Def Op Inc Taxes	Ln39a*1	-	-	-	-	-	-	-	-	-	-	-	-
39	Support Assets	Ln40a*2	-	-	-	-	-	-	-	-	-	-	-	-
40	COE-Switching	Ln41a*3	-	-	-	-	-	-	-	-	-	-	-	-
41	COE-Operator	Ln42a*4	-	-	-	-	-	-	-	-	-	-	-	-
42	COE-Transmission	Ln43a*5	-	-	-	-	-	-	-	-	-	-	-	-
43	Info Orig/Term Equip	Ln44a*6	-	-	-	-	-	-	-	-	-	-	-	-
44	C&WF	Ln45a*8	-	-	-	-	-	-	-	-	-	-	-	-
45	Not Classified by Acct	Ln35..45	-	-	-	-	-	-	-	-	-	-	-	-
46	TOTAL NET CUR DEF OP INC TAXES	Ln35..45	-	-	-	-	-	-	-	-	-	-	-	-

RESERVES & DEFERRALS

LINE	DESCRIPTION	SOURCE	INTERSTATE TOLL			INTRASTATE TOLL			LOCAL					
			MSG (b)	InterLATA (c)	PL (e)	MSG (f)	InterLATA (g)	PL (i)	EAS (j)	User Defined (k)	Other (l)			
SEPARATIONS FACTORS														
47	Big Three Expenses Distr	Ln6	38.9602%	6.4723%	-	-	-	-	20.6134%	0.1494%	4.5027%	-	27.3971%	-
48	2110 Support Assets Distr	Ln9	34.3059%	4.6236%	-	-	-	-	20.3982%	0.1907%	4.7458%	-	33.7315%	-
49	2210 COE-Switching Distr	Ln2	85.0000%	-	-	-	-	-	-	-	-	-	15.0000%	-
50	2220 COE-Operator Distr	Ln24	-	-	-	-	-	-	-	-	-	-	-	-
51	2230 COE-Transmission Distr	Ln77	30.5448%	17.1236%	-	-	-	-	23.2729%	0.1949%	8.2897%	-	18.3235%	-
52	2310 IOT Distr	Ln12	-	-	-	-	-	-	-	-	-	-	-	-
53	2410 C&WF Distr	Ln43	26.3834%	0.8049%	-	-	-	-	23.0736%	0.2243%	4.3024%	-	42.9287%	-
54	2001 TPIS xLLand	Ln18	34.3059%	4.6236%	-	-	-	-	20.3982%	0.1907%	4.7458%	-	33.7315%	-
55	2001 TPIS Distr	Ln15	34.3059%	4.6236%	-	-	-	-	20.3982%	0.1907%	4.7458%	-	33.7315%	-
56	2001 TPIS Distr	Ln1+8	34.3059%	4.6236%	-	-	-	-	20.3982%	0.1907%	4.7458%	-	33.7315%	-
RESERVES & DEFERRALS SEPARATION														
57	4370 Other Long-Term Liabilities	Ln57a*47	-	-	-	-	-	-	-	-	-	-	-	-
58	4340 Net Noncurrent Def Taxes	Ln58a*48	-	-	-	-	-	-	-	-	-	-	-	-
59	Support Assets	Ln60a*49	-	-	-	-	-	-	-	-	-	-	-	-
60	COE-Switching	Ln61a*50	-	-	-	-	-	-	-	-	-	-	-	-
61	COE-Operator	Ln62a*51	-	-	-	-	-	-	-	-	-	-	-	-
62	COE-Transmission	Ln63a*52	-	-	-	-	-	-	-	-	-	-	-	-
63	Info Orig/Term Equip	Ln64a*53	-	-	-	-	-	-	-	-	-	-	-	-
64	C&WF	Ln65a*54	-	-	-	-	-	-	-	-	-	-	-	-
65	Net Classified by Acct	Ln59..65	130,543	17,584	-	-	-	-	7,627	726	18,059	-	128,357	-
66	TOTAL NET NONCURRENT DEF TAXES		380,526	17,584	-	-	-	-	77,620	726	18,059	-	128,357	-
67	4380 Other Deferred Credits-Net	Ln67a*55	380,526	17,584	-	-	-	-	77,620	726	18,059	-	128,357	-
68	4370 Other Juris Liabilities	Ln67a*55	-	-	-	-	-	-	-	-	-	-	-	-
69	& Deferred Credits - Net	Direct	-	-	-	-	-	-	-	-	-	-	-	-
70	ACCUM DEPR & AMORT ALLOW/DISALLOW	Ln70a*54	-	-	-	-	-	-	-	-	-	-	-	-
71	Accum Depr & Amort Allow/Disallow	Direct	-	-	-	-	-	-	-	-	-	-	-	-
72	TOTAL ACC DEPR/AMORT ALW/DISALLOW	Ln70..71	-	-	-	-	-	-	-	-	-	-	-	-

CASH WORKING CAPITAL

LINE	DESCRIPTION	SOURCE	INTERSTATE TOLL			INTRASTATE TOLL			LOCAL				
			MSG (b)	PL (c)	IntraLATA (d)	MSG (f)	PL (g)	IntraLATA (h)	MSG (i)	PL (j)	User Defined (k)	Other (l)	
			TOTAL COMPANY (e)	IntraLATA (c)	MSG (d)	IntraLATA (e)	MSG (f)	PL (g)	IntraLATA (h)	MSG (i)	PL (j)	User Defined (k)	Other (l)
1	Plant Specific Expenses	Ln31	866,195	60,284	-	-	15,938	-	162,511	43,458	1,475	-	243,444
2	Plant Nonspecific exp excl depreciation & amortization	S-12, Ln16a-23	114,866	5,311	-	-	2,302	-	23,431	5,451	219	-	38,746
3	Customer Operations Expense - Marketing	S-13, Ln13	32,990	-	-	-	8,373	-	3,273	-	-	-	21,345
4	Customer Operations Expense - Services	S-13, Ln16	60,609	-	-	-	2,444	-	31,849	-	-	-	4,461
5	Corporate Operations Expense	S-14, Ln16	405,053	24,491	-	-	7,208	-	78,001	17,038	565	-	103,670
6	Equal Access Expense	S-14, Ln34	-	-	-	-	-	-	-	-	-	-	-
7	Other Nonoperating Expense - Contributions	S-10, Ln16	8,521	515	-	-	152	-	1,641	358	12	-	2,181
8	Interest on Capital Leases	S-10, Ln20	-	-	-	-	-	-	-	-	-	-	-
9	Fixed Charges excl Capital Leases	S-10, Ln21	99,581	3,762	-	-	2,265	-	23,037	4,863	155	-	37,711
10	Interest on Customer Deposits	S-10, Ln17	-	-	-	-	-	-	-	-	-	-	-
11	Other Operating Tax - Property	S-10, Ln23	99,505	4,801	-	-	1,994	-	20,287	4,722	190	-	33,555
12	Other Operating Tax - Other	S-10, Ln24	-	-	-	-	-	-	-	-	-	-	-
13	Other Operating Tax - Direct Assignment	S-10, Ln25	-	-	-	-	-	-	-	-	-	-	-
14	Federal Income Tax (Actual)	S-10, Ln19	105,820	(56,877)	-	-	(18,686)	-	(182,128)	(44,864)	(1,581)	-	234,775
15	State Income Tax (Actual)	S-10, Ln20	-	-	-	-	-	-	-	-	-	-	-
16	Total Cash Working Capital Expenses	Ln1..15	1,793,120	42,087	-	-	13,619	-	161,910	31,028	1,035	-	719,897
17	Cash Working Capital Factor	Records	133,280	7,4329%	7,4329%	7,4329%	7,4329%	7,4329%	7,4329%	7,4329%	7,4329%	7,4329%	7,4329%
18	Minimum Bank Balance	Ln15 - Ln17	32,862	771	-	-	250	-	2,967	569	19	-	13,193
19	Cash Working Capital	Records	166,142	-	-	-	1,262	-	15,002	2,875	96	-	68,702
20	Working Cash Advances	Ln21/21a	100,0000%	2,3472%	-	-	0,7595%	-	9,0295%	1,7304%	0,0577%	-	40,1476%
21	Total Cash Working Capital												
22	Distribution of Line 20												

Rural Telephone Company - Idaho
 Study Area: 472233
 Study Year: 2007

TAX FORM

LN	DESCRIPTION	SOURCE	TAXABLE		INCOME TAX	
			TOTAL	TOTAL	TOTAL	SurTax
1	AVERAGE NET INVESTMENT	Ln1	4,742,317			
2	ASSUMED RATE OF RETURN FOR ESTIMATING TAX RATE	Ln4	8.0315%			
3	RETURN ON INVESTMENT	Ln1a*2	380,881			
4	FIT INCOME ADJUSTMENT (FROM COST STUDY)		99,561			
5	INVESTMENT TAX CREDIT AMORTIZATION					
6	AFTER TAX INCOME BEFORE TAX CREDITS		281,320			
7	FIT BEFORE TAX CREDITS (MUST EQUAL LN 17)		95,734			
8	TAXABLE INCOME		377,054			
9	FIT ON \$0 to \$50,000 @ 15%	15%	50,000	7,500		
10	FIT ON \$50,000 to \$75,000 @ 25%	25%	25,000	6,250	5,000	
11	FIT ON \$75,000 to \$100,000 @ 34%	34%	25,000	8,500	11,750	
12	FIT ON \$100,000 to \$335,000 @ 39%	39%	235,000	91,650	16,750	
13	FIT ON \$335,000 to \$10,000,000 @ 34%	34%	42,054	14,298		
14	FIT ON \$10,000,000 to \$15,000,000 @ 35%	35%			100,000	
15	FIT ON \$15,000,000 to \$18,333,333 @ 38%	38%			550,000	
16	FIT ON OVER \$18,333,333 @ 35%	35%				
17	TOTAL TAXABLE INCOME/FIT BEFORE TAX CREDITS	Ln8 @ .16	377,054	128,198		
18	EFFECTIVE FIT TAX RATE				34.0000%	

DISTRIBUTION RATIOS FOR RATE BASE AND EXPENSES

A/C Category	Total	INTERSTATE TOLL			INTRASTATE TOLL			LOCAL				
		MSG (b)	PL (c)	PL (e)	MSG (f)	PL (g)	PL (h)	MSG (i)	User Defined (k)	Other (l)		
Capital Investment Summary												
General Support Facilities	100.0000%	34.3059%	4.6236%	-	-	-	2.0043%	0.1907%	4.7458%	-	33.7315%	
COE Switching Equipment	100.0000%	85.0000%	-	-	-	-	-	-	-	-	15.0000%	
Operator Systems Equipment	100.0000%	2220	-	-	-	-	-	-	-	-	18.3235%	
COE Transmission Equipment	100.0000%	30.5448%	17.1236%	-	-	-	2.2717%	0.1949%	8.2697%	-	42.9287%	
Information Orig/Term Equipment	100.0000%	2310	0.8049%	-	-	-	2.2729%	0.1907%	4.3024%	-	33.7315%	
Cable & Wire Facilities	100.0000%	26.3834%	4.6236%	-	-	-	2.0043%	0.1907%	4.7458%	-	33.7315%	
Tangible Assets	100.0000%	34.3059%	4.6236%	-	-	-	2.0043%	0.1907%	4.7458%	-	33.7315%	
Intangible Assets	100.0000%	34.3059%	4.6236%	-	-	-	2.0043%	0.1907%	4.7458%	-	33.7315%	
Total Plant in Service A/C 2001	100.0000%	34.3059%	4.6236%	-	-	-	2.0043%	0.1907%	4.7458%	-	33.7315%	
Property Held for Future Use	100.0000%	34.3059%	4.6236%	-	-	-	2.0043%	0.1907%	4.7458%	-	33.7315%	
Plant Under Construction	100.0000%	34.3059%	4.6236%	-	-	-	2.0043%	0.1907%	4.7458%	-	33.7315%	
Telephone Plant Adjustment	100.0000%	34.3059%	4.6236%	-	-	-	2.0043%	0.1907%	4.7458%	-	33.7315%	
Total Property, Plant and Equipment	100.0000%	34.3059%	4.6236%	-	-	-	2.0043%	0.1907%	4.7458%	-	33.7315%	
Accumulated Depreciation - Plant in Service	100.0000%	39.2293%	5.1636%	-	-	-	1.7940%	0.2206%	4.6152%	-	30.7091%	
Accumulated Depreciation - Property held for Future Use]	100.0000%	34.3059%	4.6236%	-	-	-	2.0043%	0.1907%	4.7458%	-	33.7315%	
Accumulated Amortization - Tangible Property	100.0000%	34.3059%	4.6236%	-	-	-	2.0043%	0.1907%	4.7458%	-	33.7315%	
Accumulated Amortization - Intangible Property	100.0000%	34.3059%	4.6236%	-	-	-	2.0043%	0.1907%	4.7458%	-	33.7315%	
Accumulated Amortization - Telephone Plant Adjustment	100.0000%	34.3059%	4.6236%	-	-	-	2.0043%	0.1907%	4.7458%	-	33.7315%	
Deferred Operating Taxes	100.0000%	4310	-	-	-	-	-	-	-	-	-	
Other Long Term Liabilities	100.0000%	4310	-	-	-	-	-	-	-	-	-	
Other Deferred Credits	100.0000%	4370	-	-	-	-	-	-	-	-	-	
Customer Deposits	100.0000%	34.3059%	4.6236%	-	-	-	2.0043%	0.1907%	4.7458%	-	33.7315%	
Net Telephone Plant	100.0000%	27.8697%	3.7785%	-	-	-	2.2750%	0.1557%	4.8649%	-	37.8776%	
Investment Allow/Disallow	-	-	-	-	-	-	-	-	-	-	-	
Accum Depr/Amort Allow/Disallow	-	-	-	-	-	-	-	-	-	-	-	
Materials and Supplies	100.0000%	26.3834%	0.8049%	-	-	-	2.2729%	0.2243%	4.3024%	-	42.9287%	
Investment in Nonaffiliated Companies	100.0000%	1402	-	-	-	-	-	-	-	-	-	
Equal Access Equipment	100.0000%	1439	-	-	-	-	-	-	-	-	-	
Other Jurisdictional Assets	100.0000%	1500	-	-	-	-	-	-	-	-	-	
Cash Working Capital	100.0000%	45.9280%	2.3472%	-	-	-	0.7595%	0.0577%	1.7304%	-	40.1478%	
Net Telephone Plant, M&S and CWC	100.0000%	28.5150%	3.7278%	-	-	-	2.2222%	0.1522%	4.7744%	-	37.9615%	
Operating Expenses and Taxes Summary												
Network Support	100.0000%	34.3059%	4.6236%	-	-	-	2.0043%	0.1907%	4.7458%	-	33.7315%	
General Support	100.0000%	34.3059%	4.6236%	-	-	-	2.0043%	0.1907%	4.7458%	-	33.7315%	
Central Office	100.0000%	48.5048%	11.4760%	-	-	-	1.5224%	0.1306%	5.5416%	-	17.2274%	
Information Orig/Term	100.0000%	6310	0.8049%	-	-	-	2.2729%	0.2243%	4.3024%	-	42.9287%	
Cable and Wire Facilities	100.0000%	26.3834%	4.6236%	-	-	-	2.0043%	0.1907%	4.7458%	-	33.7315%	
Other Plant	100.0000%	34.3059%	4.6236%	-	-	-	2.0043%	0.1907%	4.7458%	-	33.7315%	
Network Operations	100.0000%	34.3059%	4.6236%	-	-	-	2.0043%	0.1907%	4.7458%	-	33.7315%	
Access Charge	100.0000%	6540	-	-	-	-	-	-	-	-	-	
Federal Support	100.0000%	25.3800%	-	-	-	-	-	-	-	-	64.7000%	
Marketing	100.0000%	6610	-	-	-	-	-	-	-	-	27.5699%	
Customer Service	100.0000%	32.2855%	-	-	-	-	-	-	-	-	27.3971%	
Corporate Operations - Executive and Planning	100.0000%	38.9602%	6.4723%	-	-	-	2.8114%	0.1494%	4.5027%	-	24.9746%	
Corporate Operations - General and Administrative	100.0000%	44.3755%	5.9000%	-	-	-	1.9050%	0.1362%	4.1045%	-	29.3252%	
Subtotal Operations Expense	100.0000%	36.7198%	6.2273%	-	-	-	1.9723%	0.1678%	4.7685%	-	33.3088%	
Depreciation and Amortization	100.0000%	29.6864%	6.5934%	-	-	-	2.2029%	0.2069%	5.5336%	-	33.7315%	
Other Operating	100.0000%	34.3059%	4.6236%	-	-	-	2.0043%	0.1907%	4.7458%	-	33.7315%	
Equal Access	100.0000%	27.8697%	3.7785%	-	-	-	2.2750%	0.1557%	4.8649%	-	37.8776%	
Fixed Charges	100.0000%	27.8697%	3.7785%	-	-	-	2.2750%	0.1557%	4.8649%	-	37.8776%	
Rent Revenue	100.0000%	36.6083%	6.1532%	-	-	-	1.9738%	0.1686%	4.7656%	-	29.5287%	
Total Operating Expense and Tax	100.0000%	34.3059%	4.6236%	-	-	-	2.0043%	0.1907%	4.7458%	-	33.7315%	
Nonoperating Expense	100.0000%	42.9770%	6.0464%	-	-	-	1.7796%	0.1395%	4.2064%	-	25.5942%	
Abandoned Construction	100.0000%	-	-	-	-	-	-	-	-	-	-	
Contributions	100.0000%	-	-	-	-	-	-	-	-	-	-	
Other Nonoperating	100.0000%	-	-	-	-	-	-	-	-	-	-	
Allowance for Funds Used During Construction	100.0000%	34.3059%	4.6236%	-	-	-	2.0043%	0.1907%	4.7458%	-	33.7315%	
Other Income Adjustments	XXXX	-	-	-	-	-	-	-	-	-	-	